



**MAHE INSTITUTE OF DENTAL SCIENCES & HOSPITAL**  
Affiliated to Pondicherry Central University, Recognized by Dental Council of India  
Chalakkara, P.O. Pallor, Mahe-673 310 U.T of Puducherry. Ph : 0490 2337765

### 8.1.2: Institution ensures adequate training for students in pre-clinical skills

#### INDEX

S.NO	DESCRIPTION	PAGE NUMBER
1	Certificate of the Head of the Institution	2
2	Geo tagged photographs of pre-clinical laboratories	5-18

**ANIL MELATH** Digitally signed by ANIL  
MELATH  
Date: 2023.12.28 12:09:37  
+05'30'



**MAHE INSTITUTE OF DENTAL SCIENCES & HOSPITAL**  
Affiliated to Pondicherry Central University, Recognized by Dental Council of India  
Chalakkara, P.O. Pallor, Mahe-673 310 U.T of Puducherry. Ph : 0490 2337765

## CERTIFICATE OF THE HEAD OF INSTITUTION



**MAHE INSTITUTE OF DENTAL SCIENCES & HOSPITAL**  
Affiliated to Pondicherry Central University, Recognized by Dental Council of India  
Chalakkara, P.O. Pallor, Mahe-673 310 U.T of Puducherry. Ph : 0490 2337765

**Dr.ANIL MELATH, MDS.,**  
**PRINCIPAL**

**TO WHOMSOEVER IT MAY CONCERN**

**This is to certify that our Institution ensures adequate training for students in pre-clinical skills .**

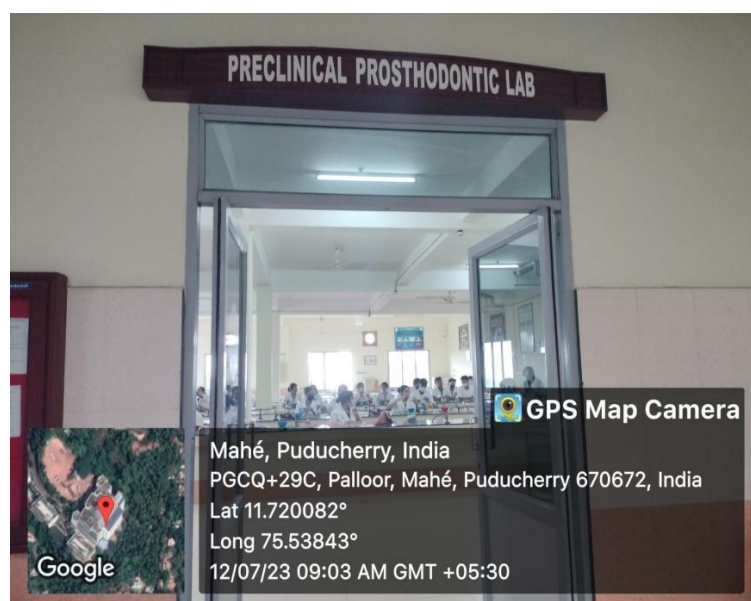
**PRINCIPAL**



**MAHE INSTITUTE OF DENTAL SCIENCES & HOSPITAL**  
Affiliated to Pondicherry Central University, Recognized by Dental Council of India  
Chalakkara, P.O. Pallor, Mahe-673 310 U.T of Puducherry. Ph : 0490 2337765

**ANY OTHER RELEVANT INFORMATION**


# PRE-CLINICAL PROSTHODONTICS



# PRE-CLINICAL PROSTHODONTICS



 GPS Map Camera



Mahé, Puducherry, India

PGCQ+29C, Palloor, Mahé, Puducherry 670672, India

Lat 11.719877°

Long 75.538413°


12/07/23 09:07 AM GMT +05:30



# PRE-CLINICAL PROSTHODONTICS



 GPS Map Camera



Mahé, Puducherry, India

PGCQ+29C, Palloor, Mahé, Puducherry 670672, India

Lat 11.719877°


Long 75.538413°

12/07/23 09:07 AM GMT +05:30

# PRE-CLINICAL CONSERVE



 **GPS Map Camera**



Google

**Mahé, Puducherry, India**

PGCQ+29C, Palloor, Mahé, Puducherry 670672, India

Lat 11.719776°


Long 75.538337°

11/07/23 01:54 PM GMT +05:30



# PRE-CLINICAL CONSERVE

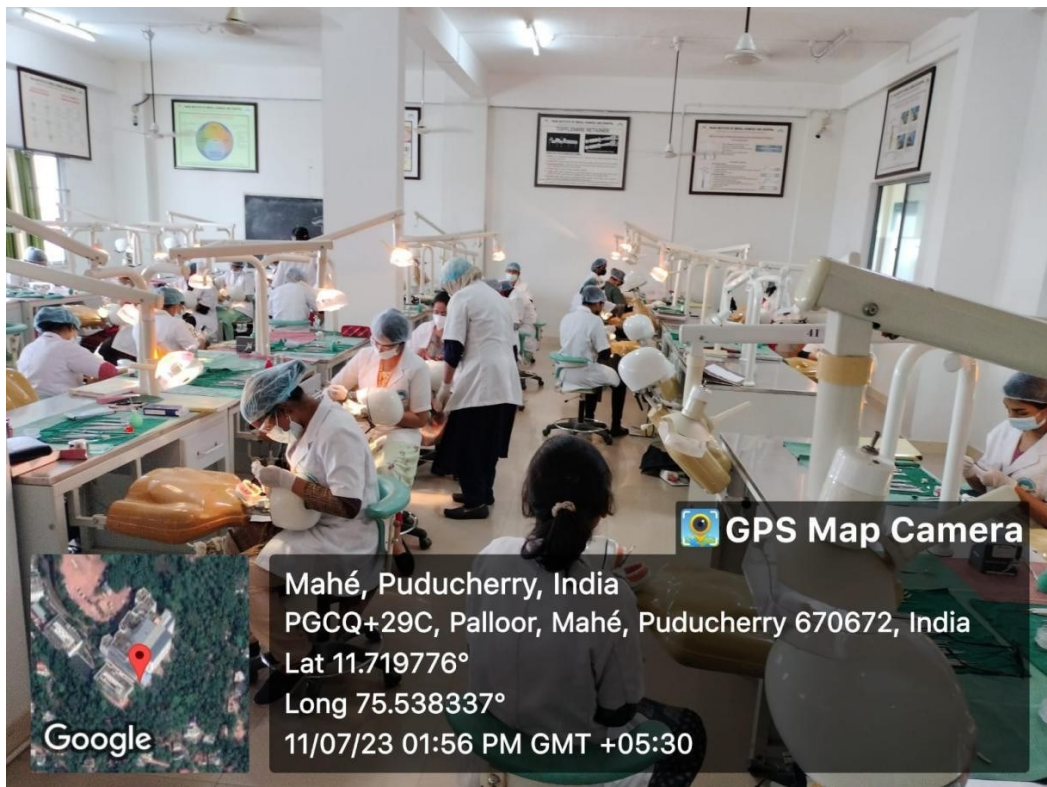


 GPS Map Camera



Mahé, Puducherry, India  
PGCQ+29C, Palloor, Mahé, Puducherry 670672, India  
Lat 11.719776°  
Long 75.538337°  
11/07/23 01:56 PM GMT +05:30

# PRE-CLINICAL CONSERVE






# PRE-CLINICAL CONSERVE



# PRE-CLINICAL ORTHODONTICS



 GPS Map Camera



**Mahé, Puducherry, India**

PGCQ+29C, Palloor, Mahé, Puducherry 670672, India

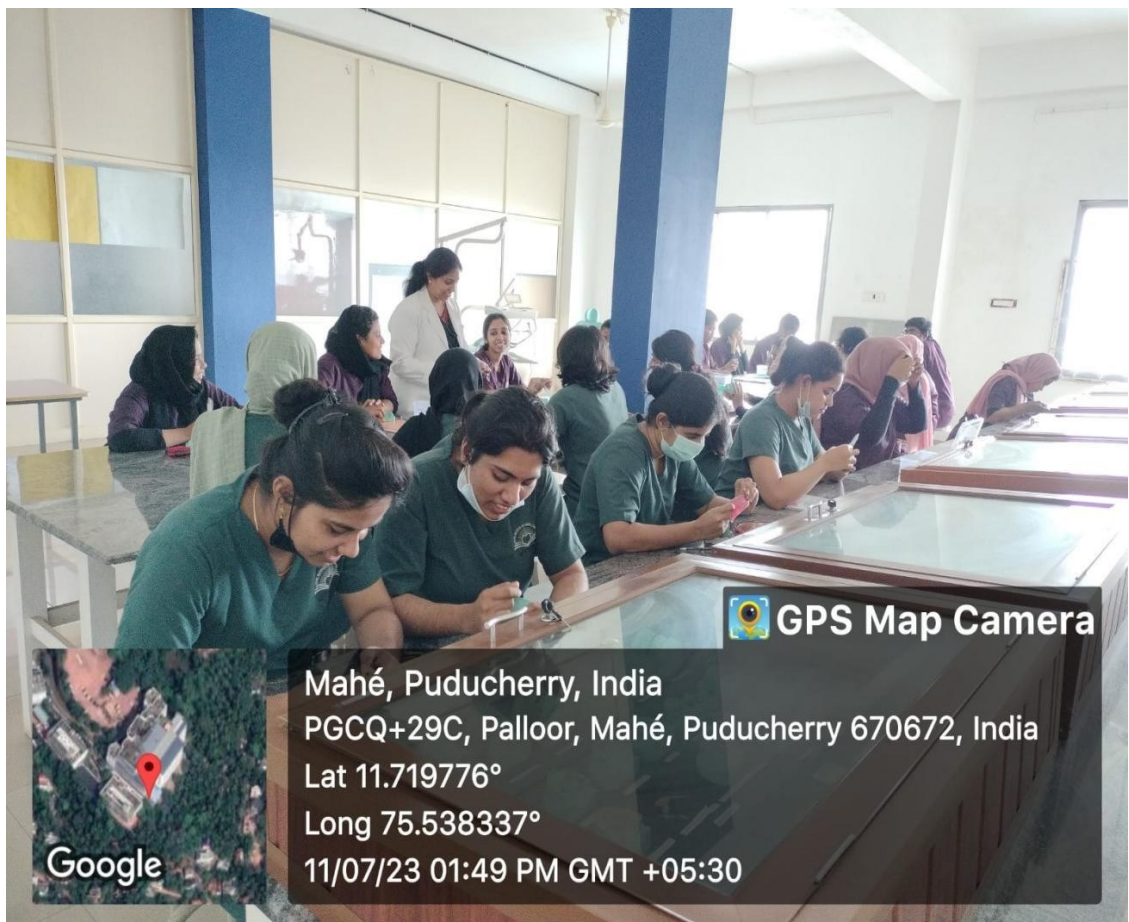
Lat 11.719776°

Long 75.538337°

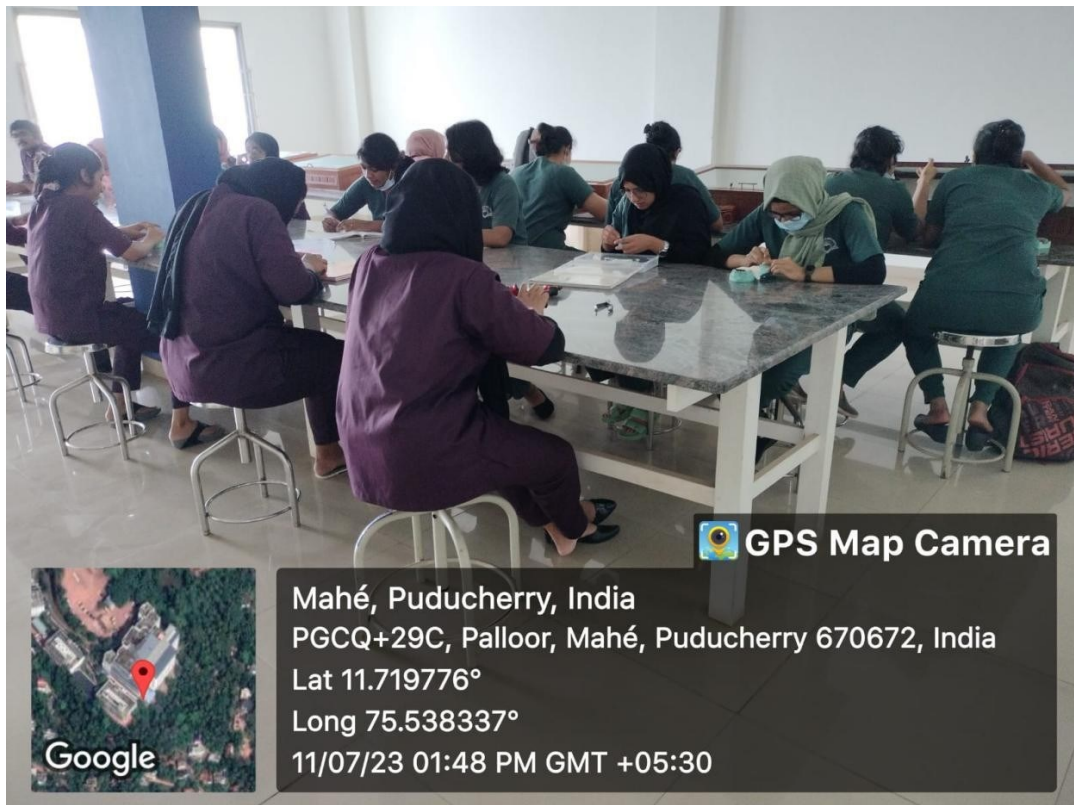
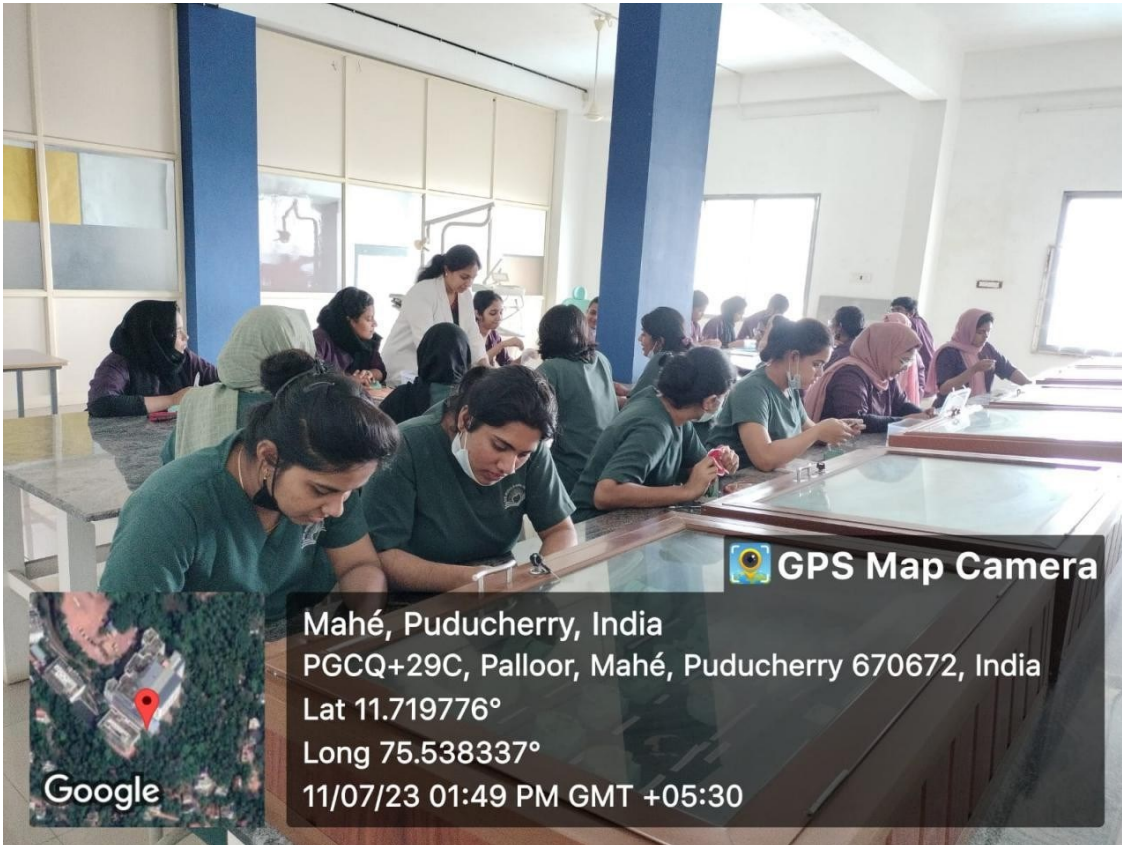
11/07/23 01:47 PM GMT +05:30



# PRE-CLINICAL ORTHODONTICS




# PRE-CLINICAL ORTHODONTICS






# PRE-CLINICAL ORTHODONTICS




 **GPS Map Camera**



**Mahé, Puducherry, India**  
PGCQ+29C, Palloor, Mahé, Puducherry 670672, India  
Lat 11.719776°  
Long 75.538337°  
11/07/23 01:49 PM GMT +05:30

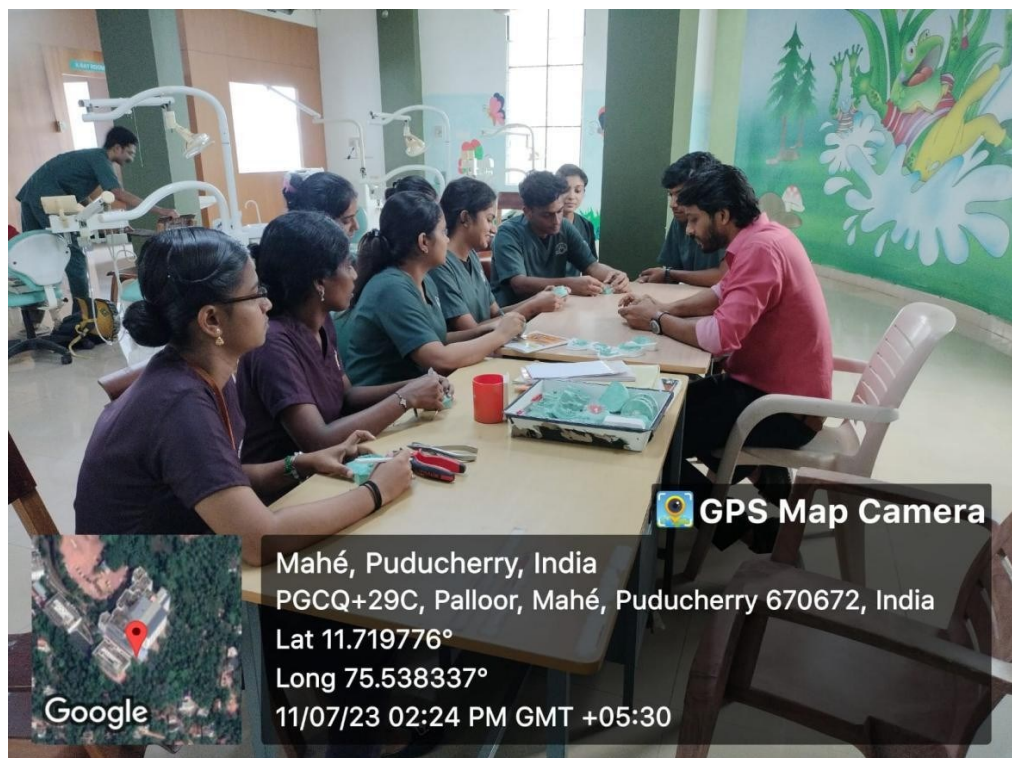


# PRE-CLINICAL PEDODONTICS






# PRE-CLINICAL PEDODONTICS



# PRE-CLINICAL PEDODONTICS



 GPS Map Camera


Mahé, Puducherry, India

PGCQ+29C, Palloor, Mahé, Puducherry 670672, India

Lat 11.719776°

Long 75.538337°

11/07/23 02:24 PM GMT +05:30



Google





**MAHE INSTITUTE OF DENTAL SCIENCES & HOSPITAL**  
Affiliated to Pondicherry Central University, Recognized by Dental Council of India  
Chalakkara, P.O. Pallor, Mahe-673 310 U.T of Puducherry. Ph : 0490 2337765

## **Institution ensures adequate training for students in preclinical skills**

Mahe institute of dental sciences and hospital follows certain measures for infection control and patient safety procedures and students are trained during preclinical training to follow proper infection control procedures so that same measures can be adapted during clinical procedures. There are many preclinical skill labs tries to imitate the clinical circumstances in the labs so that students can learn the procedures from initial steps to final outcome. These simulators have made dentistry easy by making students learn most of the work in preclinical setup so that actual patient work is easy and accurate.

## **Preclinical prosthodontics**

Preclinical prosthodontics taught in the first and second year of dental education to promote the development of competency and expertise before students work on patients. The college equipped with a separate pre-clinical prosthetics laboratory with the required equipment, an adequate number of Bunsen burners and a plaster room for pre-clinical work. Weekly theory and practical classes conducted to enhance student's learning in pre-clinical and clinical aspects of removable prosthesis fabrication. Individual students are closely monitored by the faculty members to ensure adequate pre-clinical training

Students are trained to perform pre-clinical procedures including cast pouring, temporary denture base adaptation, fabrication of occlusal rims, mounting on the articulator, teeth arrangement, processing, finishing and polishing of dentures. They are trained to get expertise in teeth arrangement. Each exercise shall be deemed to be completed only when the same is checked and signed by the respective faculty in charge.

The college is also equipped with a separate Phantom Head lab with an adequate number of Phantom heads and working tables with attached equipment to train students in pre-clinical fixed partial denture work.



## **MAHE INSTITUTE OF DENTAL SCIENCES & HOSPITAL**

**Affiliated to Pondicherry Central University, Recognized by Dental Council of India  
Chalakkara, P.O. Pallor, Mahe-673 310 U.T of Puducherry. Ph : 0490 2337765**

### **Preclinical Conservative dentistry**

Preclinical conservative lab is equipped with many Phantom models which are used for demonstrating and practicing preclinical procedures. This lab gives clear description with illustrations of every instrument and equipment used. Provides details regarding the composition, properties and manipulation of the various dental material. Clear descriptions with images of the Phantom head and typodont teeth used in preclinical laboratory along with a beginner's pictorial guide in using the aerotor and micromotor rotary instruments. Discusses the various features, rules and fundamentals of tooth preparation. Provides step by step pictorial representation along with the explanation of all laboratory plaster and typodont model exercises. Restoration using dental cements amalgam and composite are taught here.

### **Preclinical pedodontics and preventive dentistry**

This lab prepares the students competently for clinical work by training them for multiple preclinical works including straightening of wires, fabrication of different types of clasps, various habit breaking and functional appliances, space maintainers and typodont model exercises. Completion of this preclinical work is the indication that students are competent to perform clinical work.

### **Preclinical orthodontics**

Preclinical orthodontic provides appropriate guidance in exercises which help the students to master the techniques in orthodontics during clinical procedures. The Students are guided and monitored to perform preclinical work like basic wire bending and certain basic orthodontic appliances including fabrication of different types of clasps, functional appliances.





**MAHE INSTITUTE OF DENTAL SCIENCES & HOSPITAL**  
Affiliated to Pondicherry Central University, Recognized by Dental Council of India  
Chalakkara, P.O. Pallor, Mahe-673 310 U.T of Puducherry. Ph : 0490 2337765

## **PRE-CLINICAL PROSTHODONTIC AND CROWN & BRIDGE LABORATORY**

1. Acryliser-2
2. Bench Press - Mechanical - 2
3. Articulator - 1
4. Deflasking - 2
5. Dewaxing unit - 5
6. Gillimore Needle Apparatus - 1
7. Hand Piece - 4
8. Lathe Machine - 4
9. Model Trimmer D - disc - 1
10. Model Trimmer Silicon D - 1
11. Plaster Dispenser - 1
12. Vacuum Mixing Machine - 1
13. Study Model - 30

## **Pre-Clinical Conservative And Endodontics**

1. Plaster Dispenser - 2
2. Model Trimmer (With Diamond Disc ) - 1
3. Model Trimmer (Double Disc One Diamond And One Carborundum Disc)-1
4. Lathe (Heavy Duty) - 2
5. Lab Micro-Motor (With The Heavy Duty Hand Piece)
6. Spindle Grinder -1
7. Vibrator - 2
8. Phantom Heads
9. Study Model - 11



## MAHE INSTITUTE OF DENTAL SCIENCES & HOSPITAL

Affiliated to Pondicherry Central University, Recognized by Dental Council of India  
Chalakkara, P.O. Pallor, Mahe-673 310 U.T of Puducherry. Ph : 0490 2337765

### PRE-CLINICAL PEDODONTICS

1. Plaster Dispenser - 2
2. Model Trimmer (with diamond disc ) - 1
3. model trimmer (double disc one diamond and one carborundum disc)-1
4. welder with soldiering attachments - 1
5. Vibrator - 2
6. Lab micro-motor (with the heavy duty hand piece)-2
7. Dental lathe - 1
8. Study Model - 31
- 9.

### PRE-CLINICAL ORTHODONTICS

1. Plaster Dispenser - 2
2. Model Trimmer (with diamond disc ) - 1
3. model trimmer (double disc one diamond and one carborundum disc)-1
4. welder with soldiering attachments - 1
5. Vibrator - 2
6. Lab micro-motor (with the heavy duty hand piece)-2
7. Dental lathe - 1
8. Study Model - 28

ANIL  
MELATH

Digitally signed by  
ANIL MELATH  
Date: 2023.12.28  
12:10:25 +05'30'