

MAHE INSTITUTE OF DENTAL SCIENCES & HOSPITAL

Affiliated to Pondicherry Central University,
Recognized by Dental Council of India
Chalakkara, P.O. Pallor, Mahe-673 310
U.T. of Puducherry. Ph : 0490 2337765

2.5.3: Reforms in the process and procedure in the conduct of evaluation/examination; including Continuous Internal Assessment to improve the examination system.

INDEX SHEET

SL.NO	DESCRIPTION	PAGE NO
1.	Certificate from the Head of the Institution	2
2.	Information on examination reforms	4



MAHE INSTITUTE OF DENTAL SCIENCES & HOSPITAL

**Affiliated to Pondicherry Central University,
Recognized by Dental Council of India
Chalakkara, P.O. Pallor, Mahe-673 310
U.T. of Puducherry. Ph : 0490 2337765**

CERTIFICATE FROM THE HEAD OF THE INSTITUTION



MAHE INSTITUTE OF DENTAL SCIENCES & HOSPITAL

Affiliated to Pondicherry Central University,
Recognized by Dental Council of India
Chalakkara, P.O. Pallor, Mahe-673 310
U.T. of Puducherry. Ph : 0490 2337765

Dr. ANIL MELATH, MDS.,
PRINCIPAL

TO WHOMSOEVER IT MAY CONCERN

This is to certify that our the institution conduct the Examinations as per directions and guidelines of the Pondicherry University, Puducherry.

PRINCIPAL



Dr. Anil Melath, MDS
Principal
Mahe Institute of Dental Sciences & Hospital
Chalakkara, P.O. Pallor, Mahe -673310
UT of Puducherry



MAHE INSTITUTE OF DENTAL SCIENCES & HOSPITAL

**Affiliated to Pondicherry Central University,
Recognized by Dental Council of India
Chalakkara, P.O. Pallor, Mahe-673 310
U.T. of Puducherry. Ph : 0490 2337765**

INFORMATION ON EXAMINATION REFORMS



MAHE INSTITUTE OF DENTAL SCIENCES & HOSPITAL
Chalakkara, P.O. Pallor, Mahe-673 310
U.T. of Puducherry. Ph : 0490 2337765

DEPARTMENT OF PERIODONTICS

STUDENT WORK DONE REGISTER-PG
ACADEMIC YEAR 2020-2021

Student Name: Dr.Salma Arif

Program with Year: First year MDS2020-21

Work Done	Quota to be completed	Numbers Completed	Numbers Completed with Sign	Remarks
Seminar	5	5	5	
Journal Club	10	10	10	
Clinical Cases presentation	5	1	1	
Lectures taken for UG	1	1	1	
Scientific Paper / Poster presentation in State or National level Conferences	1	1	1	
Clinicopathological Conferences	1	1	1	
Scientific Publications	1	1	1	
Library Dissertation	1	1	1	
Dissertation	1	1	1	
Short studies	1	1	1	
Pre-Clinical Work	10	10	10	
Clinical cases				
Scaling(manual and ultrasonic)	40	45	45	
Root Planing	50	-	-	
Crown Lengthing	5	-	-	
Gingivectomy	5	-	-	
Abscess Drainage	5	-	-	
Local Drug Delivery	5	-	-	
Coronoplasty	5	-	-	

Note: Please mention the numbers to be covered and attended by student. This record is for tracking the completion of the course as per the recommendation of DCI and University syllabus.



MAHE INSTITUTE OF DENTAL SCIENCES & HOSPITAL
Chalakkara, P.O. Pallor, Mahe-673 310
U.T. of Puducherry. Ph : 0490 2337765

DEPARTMENT OF PERIODONTICS

STUDENT WORK DONE REGISTER-PG
ACADEMIC YEAR 2020-2021

Student Name: Dr. Rabees

Program with Year: First year MDS2020-21

Work Done	Quota to be completed	Numbers Completed	Numbers Completed with Sign	Remarks
Seminar	5	5	5	
Journal Club	10	10	10	
Clinical Cases presentation	5	1	1	
Lectures taken for UG	1	1	1	
Scientific Paper / Poster presentation in State or National level Conferences	1	1	1	
Clinicopathological Conferences	1	1	1	
Scientific Publications	1	1	1	
Library Dissertation	1	1	1	
Dissertation	1	1	1	
Short studies	1	1	1	
Pre-Clinical Work	10	10	10	
Clinical cases				
Scaling(manual and ultrasonic)	40	89	89	
Root Planing	50	-	-	
Crown Lengthing	5	-	-	
Gingivectomy	5	--	-	
Abscess Drainage	5	-	-	
Local Drug Delivery	5	-	-	
Coronoplasty	5	-	-	

Note: Please mention the numbers to be covered and attended by student. This record is for tracking the completion of the course as per the recommendation of DCI and University syllabus.



MAHE INSTITUTE OF DENTAL SCIENCES & HOSPITAL
Chalakkara, P.O. Pallor, Mahe-673 310
U.T. of Puducherry. Ph : 0490 2337765

DEPARTMENT OF PERIODONTICS

STUDENT WORK DONE REGISTER-PG
ACADEMIC YEAR 2020-2021

Student Name: Dr Thavithavakar

Program with Year: First year MDS 2020-21

Work Done	Quota to be completed	Numbers Completed	Numbers Completed with Sign	Remarks
Seminar	5	5	5	
Journal Club	10	10	10	
Clinical Cases presentation	5	1	1	
Lectures taken for UG	1	1	1	
Scientific Paper / Poster presentation in State or National level Conferences	1	1	1	
Clinicopathological Conferences	1	1	1	
Scientific Publications	1	1	1	
Library Dissertation	1	1	1	
Dissertation	1	1	1	
Short studies	1	1	1	
Pre-Clinical Work	10	10	10	
Clinical cases				
Scaling	40	95	95	
Root Planing	50	-	-	
Crown Lengthening	5	-	-	
Gingivectomy	5	-	-	
Abscess Drainage	5	-	-	
Local Drug Delivery	5	-	-	
Coronoplasty	5	-	-	

Note: Please mention the numbers to be covered and attended by student. This record is for tracking the completion of the course as per the recommendation of DCI and University syllabus.



MAHE INSTITUTE OF DENTAL SCIENCES & HOSPITAL
Chalakkara, P.O. Pallor, Mahe-673 310
U.T. of Puducherry. Ph : 0490 2337765

DEPARTMENT OF PERIODONTICS

STUDENT WORK DONE REGISTER-PG
ACADEMIC YEAR 2020-2021

Student Name: Dr.Najia

Program with Year: Second year MDS 2020-21

Work Done	Quota to be completed	Numbers Completed	Numbers Completed with Sign	Remarks
Seminar	5	5	5	
Journal Club	10	10	10	
Clinical Cases presentation	5	1	1	
Lectures taken for UG	-	-	-	
Scientific Paper / Poster presentation in State or National level Conferences	1	1	1	
Clinicopathological Conferences	1	1	1	
Scientific Publications	1	1	1	
Library Dissertation	-	-	-	
Dissertation	1	1	1	
Short studies	1	1	1	
Pre-Clinical Work	10	10	10	
Clinical cases				
Scaling(manual and ultrasonic)	40	135	135	
Root Planing	50	36	36	
Crown Lengthing	5	33	33	
Gingivectomy	5	1	1	
Abscess Drainage	5	3	3	
Local Drug Delivery	5	1	1	
Coronoplasty	5	6	6	
Frenectomy	5	1	1	
Flap Surgery	20	14	14	



MAHE INSTITUTE OF DENTAL SCIENCES & HOSPITAL
Chalakkara, P.O. Pallor, Mahe-673 310
U.T. of Puducherry. Ph : 0490 2337765

Vestibuloplasty	5	1	1	
-----------------	---	---	---	--

Note: Please mention the numbers to be covered and attended by student. This record is for tracking the completion of the course as per the recommendation of DCI and University syllabus.



MAHE INSTITUTE OF DENTAL SCIENCES & HOSPITAL
Chalakkara, P.O. Pallor, Mahe-673 310
U.T. of Puducherry. Ph : 0490 2337765

DEPARTMENT OF PERIODONTICS

STUDENT WORK DONE REGISTER-PG
ACADEMIC YEAR 2020-2021

Student Name: Dr Venkat

Program with Year: Second year MDS 2020-21

Work Done	Quota to be completed	Numbers Completed	Numbers Completed with Sign	Remarks
Seminar	5	5	5	
Journal Club	10	10	10	
Clinical Cases presentation	5	1	11	
Lectures taken for UG	5	1	1	
Scientific Paper / Poster presentation in State or National level Conferences	4	10	10	
Clinicopathological Conferences	25	27	27	
Scientific Publications	1	3	3	
Library Dissertation	-	-	-	
Dissertation	1	1	1	
Short studies	1	2	2	
Pre-Clinical Work	10	10	10	
Clinical cases				
Scaling(manual and ultrasonic)	40	89	89	
Root Planing	50	-	-	
Crown Lengthing	5	-	-	
Gingivectomy	5	--	-	
Abscess Drainage	5	-	-	
Local Drug Delivery	5	-	-	
Coronoplasty	5	-	-	
Frenectomy	5	2	2	
Flap Surgery	20	5	5	
Vestibuloplasty	5	1	1	



MAHE INSTITUTE OF DENTAL SCIENCES & HOSPITAL
Chalakkara, P.O. Pallor, Mahe-673 310
U.T. of Puducherry. Ph : 0490 2337765

DEPARTMENT OF PERIODONTICS

STUDENT ASSESSMENT RECORD – UG
ACADEMIC YEAR 2020-21

Program with Year: FINAL YEAR- REGULAR BATCH

Student ID number	Name of the Student	1 st Internal						2 nd Internal						3 rd Internal					
		Theory				Practical (90)	Sign of Student	Theory				Practical (90)	Sign of Student	Theory				Practical (90)	Sign of Student
		MCQ (25)	Theory Paper (45)	Viva (20)	Total (70)			MCQ (25)	Theory Paper (45)	Viva (20)	Total (70)			MCQ (25)	Theory Paper (45)	Viva (20)	Total (70)		
ST1 2/16	ARUN KUMAR	ABSENT	ABSENT		ABSENT		<i>Arun Kumar</i>	ABSENT	ABSENT		ABSENT		<i>Arun Kumar</i>	ABSENT	ABSENT		ABSENT		<i>Arun Kumar</i>
ST1 9/16	BHARATHI JOLIE COEURR	12	9		21		<i>Bhathi</i>	13	10		23		<i>Bhathi</i>	7	13	5	20	46	<i>Bhathi</i>
ST3 2/16	HEBAL JAMAL	ABSENT	ABSENT		ABSENT		<i>HB</i>	ABSENT	ABSENT		ABSENT		<i>HB</i>	ABSENT	ABSENT	ABSENT	ABSENT	ABSENT	<i>HB</i>
ST3 7/16	KEERTHIKAK	ABSENT	ABSENT		ABSENT		<i>Keerthi</i>	ABSENT	ABSENT		ABSENT		<i>Keerthi</i>	ABSENT	ABSENT	ABSENT	ABSENT	ABSENT	<i>Keerthi</i>
ST4 3/16	MAMBAILGAD	ABSENT	ABSENT		ABSENT		<i>M. B.</i>	ABSENT	ABSENT		ABSENT		<i>M. B.</i>	ABSENT	ABSENT	ABSENT	ABSENT	ABSENT	<i>M. B.</i>



MAHE INSTITUTE OF DENTAL SCIENCES & HOSPITAL
Chalakkara, P.O. Pallor, Mahe-673 310
U.T. of Puducherry. Ph : 0490 2337765

	HA																	
ST4 5/16	MEG HNA M	ABS ENT	ABSE NT		ABS ENT	<i>Murthy</i>	ABS ENT	ABS ENT		AB SE NT	<i>Murthy</i>	AB SEN T	AB SE NT	AB SE NT	AB SE NT	ABS ENT	<i>Murthy</i>	
ST6 6/16	RAM EESA ISMA IL V P	ABS ENT	ABSE NT		ABS ENT	<i>Ravi</i>	ABS ENT	ABS ENT		AB SE NT	<i>Ravi</i>	AB SEN T	AB SE NT	AB SE NT	AB SE NT	ABS ENT	<i>Ravi</i>	
ST0 1/17	AARS H A B S	17	16		33	<i>Aash</i>	15	21		36	<i>Aash</i>	12	15	5	27	43	<i>Aash</i>	
ST0 2/17	ABHI RAMI P	13	16		29	<i>Abhi</i>	15	26		41	<i>Abhi</i>	15	18	8	33	41	<i>Abhi</i>	
ST0 3/17	ADHI TYA N V	11	13		24	<i>Adhi</i>	14	26		40	<i>Adhi</i>	20	13	7	38	40	<i>Adhi</i>	
ST0 4/17	AHA LIA ANW AR P N	17	20		37	<i>Ashah</i>	17	24		41	<i>Ashah</i>	17	18	5	35	49	<i>Ashah</i>	
ST0 5/17	AISW ARY A R	23	25		48	<i>R.Aj</i>	21	26		47	<i>R.Aj</i>	12	21	14	33	58	<i>R.Aj</i>	
ST0 8/17	AJIT H KUM AR M	13	14		27	<i>Ajit</i>	16	22		38	<i>Ajit</i>	12	18	4	30	38	<i>Ajit</i>	

MAHE INSTITUTE OF DENTAL SCIENCES & HOSPITAL
Chalakkara, P.O. Pallor, Mahe-673 310
U.T. of Puducherry. Ph : 0490 2337765



ST0 9/17	AMIT HA KRIS HNA M	20	20	40		Amith 16	29	45		Amith 13	20	12	33	68	Amith
ST1 0/17	ANA NTH ALA KSH MIN	18	21	39		Amith 09	23	32		Amith 10	18	10	28	45	Amith
ST1 1/17	ANJA NAM	14	14	28		Amith 13	19	32		Amith 10	15	ABS EN T	25	ABSE NT	Amith
ST1 2/17	ANJA NAS RAJA N	14	13	27		Amith 15	21	36		Amith 12	15	5	27	42	Amith
ST1 3/17	ARU NAS	16	25	41		10	21	31		12	20	7	32	54	Amith
ST1 4/17	ARU NDH ATIS	17	14	31		11	18	29		9	20	4	29	37	Amith
ST1 5/17	ASW ATH Y BAB U	15	27	42		Amith 14	11	25		Amith 9	15	6	24	39	Amith
ST1 6/17	ASH WAT HY	12	11	23		Amith 14	07	21		Amith 10	9	3	19	33	Amith



MAHE INSTITUTE OF DENTAL SCIENCES & HOSPITAL
Chalakkara, P.O. Pallor, Mahe-673 310
U.T. of Puducherry. Ph : 0490 2337765

ST1 7/17	PREM AN	20	18	38			<u>Absent</u>	16	17	33		<u>Absent</u>	8	17	12	25	52	<u>Absent</u>
ST1 8/17	ASW ATH YS NAIR	17	19	36			<u>ABR</u>	15	21	36		<u>ABR</u>	13	17	8	30	44	<u>ABR</u>
ST1 9/17	ATHI RAS RAJ	14	13	27			<u>ABR</u>	18	15	33		<u>ABR</u>	14	14	3	28	32	<u>ABR</u>
ST2 1/17	AYSH A LUBN A SALI M	15	27	57			<u>ABR</u>	13	29	42		<u>ABR</u>	15	24	ABS ENT	39	ABSE NT	<u>ABR</u>
ST2 2/17	CHA NDA NAT K	15	19	34			<u>ABR</u>	10	17	27		<u>ABR</u>	11	19	3	30	39	<u>ABR</u>
ST2 3/17	DEV AYA NIS	16	15	31			<u>ABR</u>	12	14	26		<u>ABR</u>	8	15	3	23	32	<u>ABR</u>
ST2 4/17	DHA RMA RAJ D	16	22	38			<u>ABR</u>	10	26	36		<u>ABR</u>	13	16	12	29	44	<u>ABR</u>



MAHE INSTITUTE OF DENTAL SCIENCES & HOSPITAL
Chalakkara, P.O. Pallor, Mahe-673 310
U.T. of Puducherry. Ph : 0490 2337765

ST2 5/17	DILIP T	14	24	38			13	22	35			10	16	3	26	38	
ST2 6/17	DIVY AAS	11	18	29			08	25	33			10	142	5	24	36	
ST2 8/17	FATH IMA NAJA	15	16	31			12	24	36			14	15	5	29	37	
ST2 9/17	FATH IMAT H SHA MSH EENA	13	11	24			08	12	20			14	12	10	26	48	
ST3 0/17	FATH IMAT HUL NAJI YAP K	13	22	35			13	23	36			13	16	10	29	59	
ST3 1/17	FATH IMAT HUL NIDH A PARV INM P	09	21	30			12	25	37			10	16	10	26	55	
ST3 2/17	FEMI DA	16	18	34			15	22	37			7	12	9	19	57	
ST3	GOPI	11	10	21			07	13	20			AB	AB	ABS	AB	ABSE	



MAHE INSTITUTE OF DENTAL SCIENCES & HOSPITAL
Chalakkara, P.O. Pallor, Mahe-673 310
U.T. of Puducherry. Ph : 0490 2337765

												SEN T	SE NT	EN T	SE NT	NT	
4/17	KA SUDH EER																
ST3 5/17	HEN A FRAN CIS	12	14		26	<i>[Signature]</i>	12	16		28	<i>[Signature]</i>	9	14	5	23	59	<i>[Signature]</i>
ST3 6/17	JAGA THEE SH RAM AKRI SHNA S	13	15		28		16	16		32		10	22	10	32	59	<i>[Signature]</i>
ST3 7/17	KAV YAP C	12	23		35	<i>[Signature]</i>	13	24		37	<i>[Signature]</i>	13	23	16	36	63	<i>[Signature]</i>
ST3 8/17	MAD HAN KUM ARR	16	10		26	<i>[Signature]</i>	10	12		22	<i>[Signature]</i>	AB SEN T	AB SE NT	5	AB SE NT	51	<i>[Signature]</i>
ST3 9/17	MAD HUMI THA M	ABS ENT	ABSE NT		ABS ENT	<i>[Signature]</i>	11	17		28	<i>[Signature]</i>	9	14	5	23	52	<i>[Signature]</i>
ST4 0/17	MAD HUMI THA S	ABS ENT	ABSE NT		ABS ENT	<i>[Signature]</i>	ABS ENT	ABS ENT		AB SE NT	<i>[Signature]</i>	AB SEN T	AB SE NT	10	AB SE NT	58	<i>[Signature]</i>
ST4	MOH	13	14		27	<i>[Signature]</i>	9	12		21	<i>[Signature]</i>	11	11	5	22	54	<i>[Signature]</i>



MAHE INSTITUTE OF DENTAL SCIENCES & HOSPITAL
Chalakkara, P.O. Pallor, Mahe-673 310
U.T. of Puducherry. Ph : 0490 2337765

1/17	AMM ED NABE EL TIHA MI T																
ST4 2/17	NIMI SHA U K	12	12		24	<i>C. S. S.</i>	13	9		23	<i>C. S. S.</i>	12	12	7	24	54	<i>C. S. S.</i>
ST4 3/17	OVIY A U	10	17		27	<i>O. V. A.</i>	12	19		31	<i>O. V. A.</i>	8	20	5	28	56	<i>O. V. A.</i>
ST4 4/17	PALL AVI A NAIR	13	18		31	<i>P. A. N.</i>	15	13		28	<i>P. A. N.</i>	7	24	5	31	56	<i>P. A. N.</i>
ST4 5/17	PAVI THRA T	22	23		45	<i>P. T. H.</i>	13	16		29	<i>P. T. H.</i>	11	21	17	32	74	<i>P. T. H.</i>
ST4 6/17	POOJ A MUR ALI	15	14		29	<i>P. M. A.</i>	13	21		34	<i>P. M. A.</i>	13	19	7	32	56	<i>P. M. A.</i>
ST4 7/17	PRAV EEN P	ABS ENT	ABSE NT		ABS ENT	<i>P. P.</i>	11	18		29	<i>P. P.</i>	7	13	10	20	53	<i>P. P.</i>
ST4 8/17	PREE THI K	13	20		33	<i>P. T. K.</i>	13	23		36	<i>P. T. K.</i>	10	20	14	30	59	<i>P. T. K.</i>
ST5 0/17	RAJE SH R	14	16		30	<i>R. S. R.</i>	ABS ENT	ABS ENT		AB SE NT	<i>R. S. R.</i>	10	19	6	29	54	<i>R. S. R.</i>



MAHE INSTITUTE OF DENTAL SCIENCES & HOSPITAL
Chalakkara, P.O. Pallor, Mahe-673 310
U.T. of Puducherry. Ph : 0490 2337765

ST5 2/17	ROSH ALIN E RAAJ IS	19	18		37		<i>[Signature]</i>	17	22		39		<i>[Signature]</i>	12	24	17	36	72	<i>[Signature]</i>
ST5 3/17	SAHI THY AD	15	17		32		<i>[Signature]</i>	15	19		34		<i>[Signature]</i>	14	18	13	32	61	<i>[Signature]</i>
ST5 4/17	SANG EETH A SANJ AYA N	14	15		29		<i>[Signature]</i>	14	17		31		<i>[Signature]</i>	10	17	11	27	68	<i>[Signature]</i>
ST5 5/17	SANJ AY S	ABS ENT	ABSE NT		ABS ENT		<i>[Signature]</i>	ABS ENT	ABS ENT		AB SE NT	<i>[Signature]</i>	<i>[Signature]</i>	AB SEN T	AB SE NT	AB SE NT	AB SE NT	ABS ENT	<i>[Signature]</i>
ST5 6/17	SARI GAR	12	16		28		<i>[Signature]</i>	16	27		43		<i>[Signature]</i>	10	20	10	30	58	<i>[Signature]</i>
ST5 7/17	SATH YAM	10	23		33		<i>[Signature]</i>	12	21		33		<i>[Signature]</i>	12	22	13	34	58	<i>[Signature]</i>
ST6 1/17	SIVA SHAK THI S	14	10		24		<i>[Signature]</i>	15	25		40		<i>[Signature]</i>	11	22	AB SE NT	33	ABS ENT	<i>[Signature]</i>
ST6 0/17	SIDH ARTH S	12	7		19		<i>[Signature]</i>	13	17		30		<i>[Signature]</i>	6	19	8	25	61	<i>[Signature]</i>
ST6 4/17	SRIR AMA NAN	14	18		32		<i>[Signature]</i>	14	20		34		<i>[Signature]</i>	10	26	12	36	68	<i>[Signature]</i>



MAHE INSTITUTE OF DENTAL SCIENCES & HOSPITAL
Chalakkara, P.O. Pallor, Mahe-673 310
U.T. of Puducherry. Ph : 0490 2337765

	S																
ST6 5/17	SRI SOU MIYA M	10	14		24		ABS ENT	ABS ENT		AB SE NT		10	14	11	24	56	
ST6 7/17	SUBH A B	20	21		41		13	32		45		13	16	12	29	59	
ST6 8/17	SUHA YOU NUS	13	9		22		10	17		27		11	17	13	28	62	
ST7 0/17	SWA THI S	16	18		34		10	20		40		7	17	5	24	55	
ST7 1/17	THAR ANE D	14	21		35	D. Tharan	15	20		35	D. Tharan	9	20	13	29	58	D. Tharan
ST7 2/17	THEE RTHA K	13	18		31		13	19		32		8	17	11	25	59	
ST7 3/17	THEE RTHA SUNI L	15	11		26		12	26		38		10	15	10	25	63	
ST7 4/17	VAIS HALI K	20	28		48		16	22		38		13	21	14	34	61	
ST7 5/17	VAIS HALI R NAIR	12	19		31		18	19		37		12	15	12	27	64	



MAHE INSTITUTE OF DENTAL SCIENCES & HOSPITAL
Chalakkara, P.O. Pallor, Mahe-673 310
U.T. of Puducherry. Ph : 0490 2337765

Reviewed & Approved by
Name & Signature of HOD



MAHE INSTITUTE OF DENTAL SCIENCES & HOSPITAL
Chalakkara, P.O. Pallor, Mahe-673 310
U.T. of Puducherry. Ph : 0490 2337765

DEPARTMENT OF PERIODONTICS

STUDENT ASSESSMENT RECORD – UG
ACADEMIC YEAR 2020-2021

Program with Year: FINAL YEAR (IR)

Student. ID number	Name of the Student	Class Test Marks					Student Signature	
		Test No:1	Test No:	Test No:	Test No:	Test No:		
		Test method : MCQs	Test method :	Test method :	Test method :	Test method :		
		Test Date: 11.12.20	Test Date:	Test Date:	Test Date:	Test Date:		
		TOTAL:25 MARKS						
		Marks Obtained	Marks Obtained	Marks Obtained	Marks Obtained	Marks Obtained		
ST01/1 6	ABDUL SATAR A	09					<i>Satar</i>	
ST06/1 6	ANJANA A T	11					<i>Anjana</i>	
ST11/1 6	APARNA	13					<i>Aparna</i>	
ST17/1 6	ATHUL T V	10					<i>Athul</i>	



MAHE INSTITUTE OF DENTAL SCIENCES & HOSPITAL
Chalakkara, P.O. Pallor, Mahe-673 310
U.T. of Puducherry. Ph : 0490 2337765

ST21/1 6	CHARAN SAI KALYAN	08						<i>Charan</i>
ST22/1 6	DEEPIKA DEVI A	08						<i>Deepika</i>
ST27/1 6	GANESH R	8						<i>Ganesh</i>
ST28/1 6	GANESHNEE A V	12						<i>Ganeshnee</i>
ST30/1 6	HARIKRISHNA T	15						<i>Hari</i>
ST31/1 6	HASWINI M	12						<i>Haswini</i>
ST38/1 6	MAHA MOHAMMED A M	10						<i>Maha</i>
ST41/1 6	MALAVIKA VINOD	07						<i>Malavika</i>
ST44/1 6	MARIYA JOSEPH	12						<i>Mariya</i>
ST48/1 6	MONALISA P	8						<i>Monalisa</i>




MAHE INSTITUTE OF DENTAL SCIENCES & HOSPITAL
Chalakkara, P.O. Pallor, Mahe-673 310
U.T. of Puducherry. Ph : 0490 2337765

ST44/1 6	MUFEEDA MARIYAM K	09					<i>Mufeeda</i>
ST56/1 6	NETHAJI	10					<i>Nethaji</i>
ST58/1 6	NISSANTHI A	10					<i>A. Nissanthi</i>
ST64/1 6	RADHIKA S	11					<i>Radhika</i>
ST65/1 6	RAGUL V	11					<i>V. Ragul</i>
ST68/1 6	RESHMA JOSEPH	17					<i>Reshma</i>
ST83/1 6	SWATHI RS	12					<i>Swathi</i>
ST84/1 6	SWEDHA P	08					<i>Swedha</i>
ST88/1 6	VISHAK M KUMAR	09					<i>Vishakh</i>
ST 28/15	DIJISHNA DINACHANDRAN	11					<i>Dijishna</i>



MAHE INSTITUTE OF DENTAL SCIENCES & HOSPITAL
Chalakkara, P.O. Pallor, Mahe-673 310
U.T. of Puducherry. Ph : 0490 2337765

ST 71/15	RANJANA KP	11						
ST 69/14	SHAMREENA V	09						
ST 11/14	ANUSREE K ANAND	08						
ST 28/14	FARHAN SALIM	13						
ST 28/12	SULFIKER	ABSENT						


Reviewed & Approved by
Name & Signature of HOD



MAHE INSTITUTE OF DENTAL SCIENCES & HOSPITAL
Chalakkara, P.O. Pallor, Mahe-673 310
U.T. of Puducherry. Ph : 0490 2337765

DEPARTMENT OF PERIODONTICS

STUDENT ASSESSMENT RECORD – UG
ACADEMIC YEAR 2020-21

Program with Year: FINAL YEAR (REGULAR)

Student ID number	Name of the Student	Class Test Marks					Student Signature
		Test No:1	Test No:2	Test No:	Test No:	Test No:	
		Test method :MCQ	Test method :MCQ	Test method :	Test method :	Test method :	
		Test Date: 11.12.20	Test Date: 23.04.21	Test Date:	Test Date:	Test Date:	
		TOTAL:25	TOTAL:25				
Marks Obtained	Marks Obtained	Marks Obtained	Marks Obtained	Marks Obtained			
ST12/16	ARUN KUMAR	10	ABSENT				<i>Arun Kumar</i>
ST19/16	BHARATHI JOLIE COEUR R	12	ABSENT				<i>Bharathi</i>
ST32/16	HEBA JAMAL	09	ABSENT				<i>H.B.</i>
ST37/16	KEERTHIGA K	10	ABSENT				<i>Keerthiga</i>



MAHE INSTITUTE OF DENTAL SCIENCES & HOSPITAL
Chalakkara, P.O. Pallor, Mahe-673 310
U.T. of Puducherry. Ph : 0490 2337765

ST43/ 16	MAMBAIL GADHA	ABSENT	ABSENT				<i>R.S.</i>
ST45/ 16	MEGHNA M	ABSENT	ABSENT				<i>Megh</i>
ST66/ 16	RAMEESA ISMAIL V P	11	ABSENT				<i>R.N</i>
ST01/ 17	AARSHA B S	17	16				<i>Aarsha</i>
ST02/ 17	ABHIRAMI P	13	15				<i>Abhi</i>
ST03/ 17	ADHITYAN V	11	10				<i>Adhi</i>
ST04/ 17	AHALIA ANWAR P N	17	15				<i>Ahal</i>
ST05/ 17	AISWARYA R	23	20				<i>R.Ash</i>
ST08/ 17	AJITH KUMAR M	13	11				<i>Ajith</i>
ST09/ 17	AMITHA KRISHNA M	20	19				<i>Amitha</i>



MAHE INSTITUTE OF DENTAL SCIENCES & HOSPITAL
Chalakkara, P.O. Pallor, Mahe-673 310
U.T. of Puducherry. Ph : 0490 2337765

ST10/ 17	ANANTHALAKSH MI N	18	16				<i>Anu</i>
ST11/ 17	ANJANA M	14	11				<i>Anjan</i>
ST12/ 17	ANJANA S RAJAN	14	12				<i>Anjan</i>
ST13/ 17	ARUNA S	16	14				<i>Aruna</i>
ST14/ 17	ARUNDHATI S	17	15				<i>Arundhati</i>
ST15/ 17	ASWATHY BABU	15	13				<i>Aswathy</i>
ST16/ 17	ASHWATHY PREMAN	12	11				<i>Aswathy</i>
ST17/ 17	ASWATHY S NAIR	20	21				<i>Aswathy</i>
ST18/ 17	ATHIRA S RAJ	17	16				<i>Athira</i>
ST19/ 17	AYSHA LUBNA SALIM	14	11				<i>Aysha</i>



MAHE INSTITUTE OF DENTAL SCIENCES & HOSPITAL
Chalakkara, P.O. Pallor, Mahe-673 310
U.T. of Puducherry. Ph : 0490 2337765

ST21/ 17	CHANDANA T K	15	15				
ST22/ 17	DEVAYANI S	15	14				
ST23/ 17	DHARMARAJ D	16	15				
ST24/ 17	DHIVYA S S	16	15				
ST25/ 17	DILIP T	14	15				
ST26/ 17	DIVYAA S	11	14				
ST28/ 17	FATHIMA NAJA	15	15				
ST29/ 17	FATHIMATH SHAMSHEENA	13	15				
ST30/ 17	FATHIMATHUL NAJIYA P K	13	11				
ST31/ 17	FATHIMATHUL NIDHA PARVIN M P	09	21				



MAHE INSTITUTE OF DENTAL SCIENCES & HOSPITAL
Chalakkara, P.O. Pallor, Mahe-673 310
U.T. of Puducherry. Ph : 0490 2337765

ST32/ 17	FEMIDA	16	16				
ST34/ 17	GOPIKA SUDHEER	11	11				
ST35/ 17	HENA FRANCIS	12	11				
ST36/ 17	JAGATHEESH RAMAKRISHNA S	13	21				
ST37/ 17	KAVYA P C	12	16				
ST38/ 17	MADHAN KUMAR R	16	11				
ST39/ 17	MADHUMITHA M	ABSENT	15				
ST40/ 17	MADHUMITHA S	ABSENT	ABSENT				
ST41/ 17	MOHAMMED NABEEL TIHAMI T	13	11				
ST42/ 17	NIMISHA U K	12	11				



MAHE INSTITUTE OF DENTAL SCIENCES & HOSPITAL
Chalakkara, P.O. Pallor, Mahe-673 310
U.T. of Puducherry. Ph : 0490 2337765

ST43/ 17	OVIYA U	10	16				<i>Oviya</i>
ST44/ 17	PALLAVI A NAIR	13	11				<i>Pallavi</i>
ST45/ 17	PAVITHRA T	22	21				<i>Pavithra</i>
ST46/ 17	POOJA MURALI	15	16				<i>Pooja</i>
ST47/ 17	PRAVEEN P	ABSENT	12				<i>Pra</i>
ST48/ 17	PREETHI K	13	16				<i>Preethi</i>
ST50/ 17	RAJESH R	14	12				<i>Rajesh</i>
ST52/ 17	ROSHALINE RAAJI S	19	22				<i>Roshaline</i>
ST53/ 17	SAHITHYA D	15	17				<i>Sahithya</i>
ST54/ 17	SANGEETHA SANJAYAN	14	12				<i>Sangeetha</i>



MAHE INSTITUTE OF DENTAL SCIENCES & HOSPITAL
Chalakkara, P.O. Pallor, Mahe-673 310
U.T. of Puducherry. Ph : 0490 2337765

ST55/ 17	SANJAY S	ABSENT	ABSENT				<i>Sanjay S</i>
ST56/ 17	SARIGA R	12	14				<i>Sariga R</i>
ST57/ 17	SATHYA M	10	10				<i>Sathya M</i>
ST61/ 17	SIVASHAKTHI S	14	20				<i>Sivashakthi S</i>
ST60/ 17	SIDHARTH S	12	13				<i>Sidarth S</i>
ST64/ 17	SRIRAMANAN S	14	16				<i>Sriramanan S</i>
ST65/ 17	SRI SOUMIYA M	10	11				<i>Sri Soumiya M</i>
ST67/ 17	SUBHA B	20	16				<i>Subha B</i>
ST68/ 17	SUHA YOUNUS	13	12				<i>Suha Younus</i>
ST70/ 17	SWATHI S	16	14				<i>Swathi S</i>



MAHE INSTITUTE OF DENTAL SCIENCES & HOSPITAL
Chalakkara, P.O. Pallor, Mahe-673 310
U.T. of Puducherry. Ph : 0490 2337765

ST71/ 17	THARANE D	14	15				<i>D. Haran</i>
ST72/ 17	THEERTHA K	13	12				<i>Theertha K</i>
ST73/ 17	THEERTHA SUNIL	15	13				<i>Theertha Sunil</i>
ST74/ 17	VAISHALI K	20	21				<i>Vaishali K</i>
ST75/ 17	VAISHALI R NAIR	12	15				<i>Vaishali R Nair</i>

Reviewed & Approved by
Name & Signature of HOD



MAHE INSTITUTE OF DENTAL SCIENCES & HOSPITAL
Chalakkara, P.O. Pallor, Mahe-673 310
U.T. of Puducherry. Ph : 0490 2337765

DEPARTMENT OF PERIODONTICS

STUDENT ASSESSMENT RECORD – UG
ACADEMIC YEAR 2020-2021
Program with Year: FINAL YEAR

Stud ent. ID number	Name of the Student	1 st Internal						2 nd Internal						3 rd Internal					
		Theory				Practical (90)	Sign of Student	Theory				Practical (90)	Sign of Student	Theory				Practical (90)	Sign of Student
		MCQ (25)	Theory Paper (45)	Viva (20)	Total (70)			MCQ (25)	Theory Paper (45)	Viva (20)	Total (70)			MCQ (25)	Theory Paper (45)	Viva (20)	Total (70)		
ST01 /16	ABDUL SATHA RA	09	14		23		<i>Sathar</i>	11	4	10	15	25						<i>Sathar</i>	
ST06 /16	ANJANA AT	11	16		27		<i>Anjana</i>	10	16	12	26	38						<i>Anjana</i>	
ST11 /16	APARNA	13	13		26		<i>Aparna</i>	12	7	10	19	29						<i>Aparna</i>	
ST17 /16	ATHUL TV	10	7		17		<i>Athul</i>	10	13	13	23	36						<i>Athul</i>	
ST21 /16	CHARAN SAI KALYAN	08	16		24		<i>Charan</i>	11	14	14	25	39						<i>Charan</i>	
ST22 /16	DEEPIKA DEVI	08	10		18		<i>Deepika</i>	13	12	14	25	39						<i>Deepika</i>	



MAHE INSTITUTE OF DENTAL SCIENCES & HOSPITAL
Chalakkara, P.O. Pallor, Mahe-673 310
U.T. of Puducherry. Ph : 0490 2337765

	A																		
16BD S27	GANE SH R	8	23		31	<i>[Signature]</i>	11	10	11	21	32								<i>[Signature]</i>
ST28 /16	GANE SHNE E A V	12	20		32	<i>[Signature]</i>	13	9	11	22	33								<i>[Signature]</i>
ST30 /16	HARI KRIS HNA T	15	12		27	<i>[Signature]</i>	11	9	10	20	30								<i>[Signature]</i>
ST31 /16	HASW INI M	12	12		24	<i>[Signature]</i>	14	6	11	20	31								<i>[Signature]</i>
ST38 /16	MAH A MOH AMM ED A M	10	11		21	<i>[Signature]</i>	19	6	12	25	37								<i>[Signature]</i>
ST41 /16	MALA VIKA VINO D	07	08		15	<i>[Signature]</i>	9	4	5	13	18								<i>[Signature]</i>
ST44 /16	ANAN DANA RAYA N V C	ABSE NT	ABSE NT		ABS ENT	<i>[Signature]</i>	ABS ENT	ABS ENT	ABS ENT	AB SE NT	ABS ENT								<i>[Signature]</i>
ST48 /16	MARI YA JOSEP H	12	11		23	<i>[Signature]</i>	19	11	14	30	44								<i>[Signature]</i>
ST44 /16	MON ALISA	8	09		17	<i>[Signature]</i>	5	4	2	9	11								<i>[Signature]</i>



MAHE INSTITUTE OF DENTAL SCIENCES & HOSPITAL
Chalakkara, P.O. Pallor, Mahe-673 310
U.T. of Puducherry. Ph : 0490 2337765

	P																	
ST56 /16	MUFE EDA MARI YAM K	09	16		25		12	6	8	18	26							<i>Mufek</i>
ST58 /16	NETH AJI	10	16		26		11	5	9	16	25							<i>Netha</i>
ST64 /16	NISSA NTHI A	10	11		21	<i>Nissa</i>	16	8	11	24	35							<i>Nissa</i>
ST65 /16	RADH IKA S	11	08		19	<i>Radha</i>	9	6	9	15	24							<i>Radha</i>
ST68 /16	RAGU L V	11	14		25	<i>Ragu</i>	9	12	7	21	28							<i>Ragu</i>
ST83 /16	RESH MA JOSEP H	17	24		41		17	13	15	30	45							<i>Resh</i>
ST84 /16	SWAT HI RS	12	16		28	<i>Swathi</i>	14	16	14	30	44							<i>Swathi</i>
ST88 /16	SWED HA P	08	13		21		14	6	9	20	29							<i>Swetha</i>
ST 28/15	VISH AK M KUM AR	09	11		20	<i>Vaishakh</i>	13	10	8	23	31							<i>Vaishakh</i>
ST 71/15	DIJIS HNA DINA CHAN	11	10		21	<i>Dijish</i>	13	3	9	16	25							<i>Dijish</i>



MAHE INSTITUTE OF DENTAL SCIENCES & HOSPITAL
Chalakkara, P.O. Pallor, Mahe-673 310
U.T. of Puducherry. Ph : 0490 2337765

	DRAN																	
ST 69/14	RANJANA KP	11	10		21		5	3	5	8	13							
ST 11/14	SHAMREEN AV	09	10		19		ABSENT	ABSENT	ABSENT	ABSENT	ABSENT							
ST 11/14	ANUSREE KANAND	08	16		24		9	8	8	17	25							
ST 28/14	FARHAN SALIM	13	11		24		11	9	9	20	29							
ST 28/12	SULFIKER	ABSENT	ABSENT		ABSENT		12	8	8	20	28							

Reviewed & Approved by
 Name & Signature of HOD

MAHE INSTITUTE OF DENTAL SCIENCES AND HOSPITAL

CHALAKKARA, MAHE - 673310

**DEPARTMENT OF ORAL MEDICINE
& RADIOLOGY**



20/05/21
DR. GUNJ

CERTIFICATE

This is to certify that Mr. / Miss. HASWINI M has satisfactorily completed the clinical work prescribed by Pondicherry University for III & IV year BDS course during the period of-----

University Reg. No: 16DS0230

Year: 2021.....

Place: Mahe

Date: 23/05/21



24/05/21

Head of the Department

Dr. Anil Melath, vss

Department of Oral Medicine & Radiology

Mahe Institute of Dental Sciences & Hospital,
Chalakkara, P.O. Puthan Mahe - 673310

UT of Pondicherry

WORK DONE BY THE STUDENTS

SI NO	Nature of work	Number	Signature of staff in charge
1	Case presentation	8	<i>[Signature]</i> 23/4/21
2	Radiographs	Ideal	10
		Clinical	2
3	Seminar	1	<i>[Signature]</i> 23/4/21
4	Poster	1	<i>[Signature]</i> 23/4/21
5	Case reporting		
6	Journal club presentation		



Head of The Department
Dent. of Oral Medicine & Radiology
Mahe Institute of Dental Sciences & Hospital
Chalakkara, Mahe.

Certified by

HEAD OF THE DEPARTMENT

[Signature]
Dr. Anil Metath, MDS
Principal

Mahe Institute of Dental Sciences & Hospital
Chalakkara, P.O. Palloor, Mahe - 673310
UT of Puducherry

MEDICAL ALERT:

MAHE INSTITUTE OF DENTAL SCIENCES & HOSPITAL

CHALAKKARA, MAHE-673310

DEPARTMENT OF ORAL MEDICINE & RADIOLOGY

CASE HISTORY PROFORMA

CASE NO:1

DATE:

1. DEMOGRAPHIC DATA

NAME: Naseem

OP NO: 12248 / 19

AGE: 16

MARITAL STATUS: unmarried

GENDER: Male

ADDRESS: Kuttyadi


OCCUPATION: Student

II. CHIEF COMPLAINT: patient complains of fractured in the front teeth upper right front teeth region since 4 years

III. HISTORY OF PRESENT ILLNESS: History of fall and he fractured his teeth and patient has undergone root canal treatment for the same teeth before 4 years

IV. PAST DENTAL HISTORY: patient undergone root canal treatment

V. PAST MEDICAL HISTORY:



Dr. Anil Melath, MDS

Principal

Mahe Institute of Dental Sciences & Hospital 54

Chalakkara, P.O. Parloor, Mahe-673310

UT of Puducherry

Drug history/ Allergy:

Asthma:

Diabetes:

Hypertension:

Cardiac disease:

Medications:

H/o hospitalization:

Blood transfusion:

Others:

- NAD

VI. FAMILY HISTORY: Father is Diabetic

VII. PERSONAL HISTORY:

Diet: Mixed

Habits: NO

Sleep: normal

Appetite: normal

Bowel & micturition: normal

Oral hygiene measures: Brushes 1 time a day with Brush

VIII. GENERAL PHYSICAL EXAMINATION:

Built: Hypertrophic

Nourishment: well nourished

Gait: -

Vital signs:



Dr. Anil Melath, MDS
Principal

Mahe Institute of Dental Sciences & Hospital
Chalakkara, P.O. Paltor, Mahe - 673310
UT of Puducherry

and
treatment
ent

Lymph nodes:

X. INTRAORAL FINDINGS

Mouth opening: 6cm

Soft tissue examination:

Labial mucosa: } NAD

Commissures:

Buccal mucosa: - Linea alba (occlusal plane)

Vestibule:

Alveolar mucosa: } -NAD

Tongue: Dorsum

Ventral surface } -NAD

Lateral borders:

Palate:

Hard:

Soft: } -NAD

Retromolar area:

Floor of the mouth:

Frenula: } -NAD

Oropharynx:

Tonsils: } -NAD

Uvula:



Dr. Anil Melath, MDS
Principal
Mahe Institute of Dental Sciences & Hospital
Chalakkara, P.O. Palloor 573310
UT of Puducherry

a) Temperature

b) Pulse - 70 beats/min

c) Blood pressure

d) Respiratory rate - 15 cycles/min

Pallor:

Clubbing:

Cyanosis:

Edema:

Icterus :

Skin/hair/nails:

Extremities & joints:

- NAD

IX. EXTRAORAL FINDINGS

Face:

Skin:

Eyes:

Ear:

Nose:


Lip competence:

TMJ:

Salivary glands:

NAD

NAD



Dr. Anil Melath, MDS
Principal
Mahe Institute of Dental Sciences & Hospital
Chalakkara, P.O. Palloor, Mahe - 673310
UT of Pudukcherry

Salivary gland duct orifices: NAD

Periodontium:

Gingiva:

Color: pale pink

Size:

Surface: stippling

Position: at eej

Contour: scalloped

Consistency: Firm consistency

Bleeding on Probing: Present/absent ✓

Periodontal pockets: Present/Absent ✓

Hard tissue examination:

EDCBA	ABCDE
EDCBA	ABCDE

IC Enamel hypoplasia #

8 7 6 5 4 3 2 1	1 2 3 4 5 6 7 8
8 7 6 5 4 3 2 1	1 2 3 4 5 6 7 8

IC

Teeth present: 28 teeth

Teeth missing:

Morphology

Shape:

Color:

Size:

Dental caries:

NAD




Dr. ...
 MAHE INSTITUTE OF DENTAL SCIENCES & HOSPITAL
 CHALAKKARA, P.O. FALGUDI, MAHE - 573310
 UT of Puducherry

Root stumps: }
 Restoration: } NAD
 Attrition: }
 Abrasion: }
 Erosion: } NAD
 Abfraction: }
 Fracture: -
 Mobility: }
 Occlusion: } ~~all~~ class I on molar relation
 Deposits: }
 Prosthesis/ appliances: } +NAD
 Others: }

XI. EXAMINATION OF ANY LOCALISED LESION:

1. Extraoral examination:
 a) Inspection:
 b) Palpation: - NAD
 c) Auscultation:



Dr. Anil Melath, MDS
 Principal
 Mahe Institute of Dental Sciences & Hospital
 Chalakkara, P.O. Palloor, Mahe - 673310
 UT of Puducherry 59

2. Intraoral examination:

a) Inspection:

Hard tissue:

Soft tissue:

b) Palpation:

Hard tissue:

Soft tissue:

c) Percussion:

XII. CHAIRSIDE INVESTIGATIONS:

Pulp vitality test:

Others:

XIII. SUMMARY OF CLINICAL FINDINGS: pt. complains of Incomplete RCT since 4 years has a history of fall and incomplete Rct. father is diabetic or presence of ~~root~~ initial caries in $\frac{7}{7}$, clinically missing 3rd molar, Enamel hypoplasia found on $\frac{54}{1}$, class I occlusion on molar relation.

XIV: PROVISIONAL DIAGNOSIS: Incomplete RCT $\frac{1}{1}$
Initial caries $\frac{7}{7}$



XV. DIFFERENTIAL DIAGNOSIS:

Dr. Anil Melath, MDS
Principal
Mahe Institute of Dental Sciences & Hospital
Chalakkara, P.O. Palloor, Mahe - 673310
UT of Puducherry

XVI. INVESTIGATIONS:

Investigation report: *Topa in relation to 1/7 radiopacity in the pulp chamber and pulp canal radiopacity to 5-6 mm short of apex. no periapical changes.*

XVII. FINAL DIAGNOSIS:

ICD

XVIII. PHYSICIANS REFERRAL IF REQUIRED:

XIX. IMMEDIATE MANAGEMENT:

XX: TREATMENT PLAN: *Endodontics consultation 1/7*
Adv. Restoration on 7/7
Full mouth Oral prophylaxis.

Prescription if any:

XXI: FOLLOW UP:

DATE:

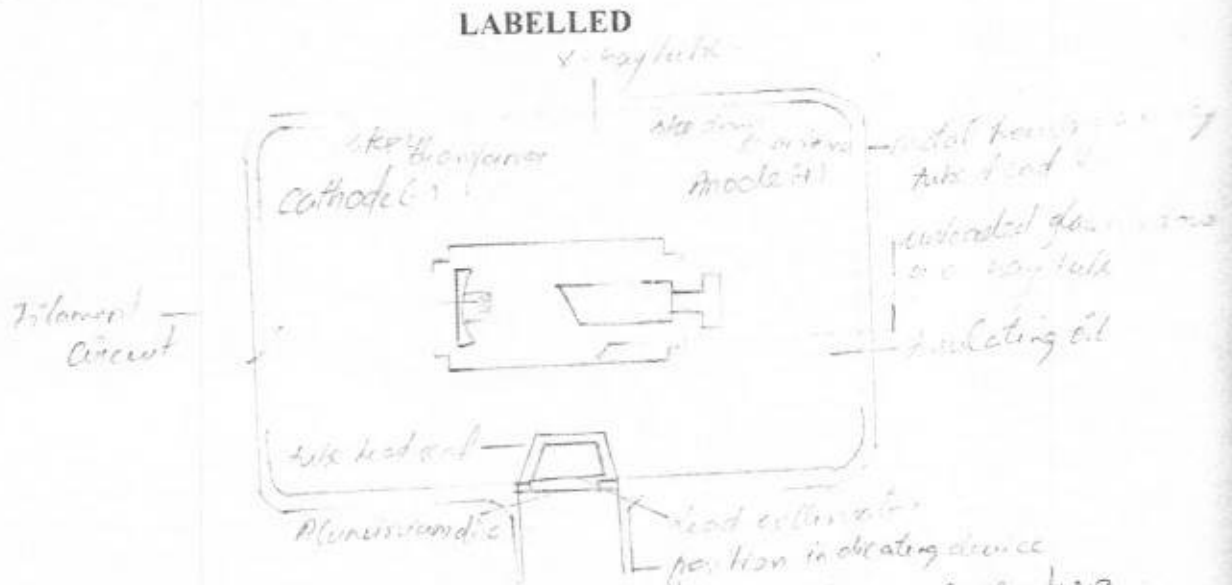


D. Suresh
7/21/21
STAFF SIGNATURE

Dr. Anil Melath, MDS
Principal
Mahe Institute of Dental Sciences & Hospital
Chalakkara, P.O. Palloor, Mahe - 673310
UT of Puducherry

ORAL AND MAXILLOFACIAL RADIOLOGY

STRUCTURE OF THE XRAY TUBE WITH THE MAJOR COMPONENTS



The x-ray tube. It is the heart of the x-ray generating system. It consists of a glass vacuum tube from which all of the air has been removed. The component parts of it consist of :-

• **leaded glass housing** :- It is a leaded glass vacuum tube that prevents x-ray from escaping in all directions all direction (radiation leakage). One central part of leaded glass tube has a 'window' that permits the x-ray beam to exit the tube and directs the x-ray beam towards the aluminium die, lead collimator and Pt. beam towards the Al_K and negative cathode. It is principally composed of two parts

- (i) Filament
- (ii) Focussing cup

(i) **Filament** :- Source of electrons in the tube, it is made up of a coil of tungsten wire (atomic number 74, melting point 3390°C, length 0.2 millimeter, 17.3mm wide, 0.1-0.2 mm thick and 19mm length). It is mounted on a strong stiff wire that supports it and carry the electric current. These two mounted wires lead to low and high voltage electrodes. Other materials used for the filament are Filament and molybdenum.



Dr. Anil Mohan
 Mahe Institute of Dental Sciences & Hospital
 Chalakkara, P.O. Faloor, Mahe - 673310
 UT of Puducherry

Focusing cup:- It is negatively charged concave reflector cup of molybdenum or nickel and houses the filament. It electrostatically focuses the electrons emitted by the incandescent filament into a narrow beam directed at a small rectangular area in the anode - the focal spot.

* positive anode (or) positive electrode:- It consists of a copper stem tungsten plate (target) embedded in a solid copper stem.

The purpose of target is to convert the kinetic energy of the electrons generated from the filament into x-ray photons.

The position of anode is indicated externally as a depression usually a red dot in the tube head by the manufacturer.

Tungsten is usually selected as the target material because it represents an effective compromise between the features of an ideal target material, namely:

- * High atomic number
- * High melting point - 3380°C
- * Low vapor pressure
- * High specific heat.

There are two types of anode:-

→ stationary or fixed anode

→ Rotating anode - this type of anode is used to help dissipate heat from a small focal spot.

The methods of heat dissipation are:-

- * conduction - through the copper stem.
- * conduction - through oil surrounding tube
- * Radiation - through the radiator device attached to copper stem.

* Rotating anode.



Handwritten signature and date: 4/7/21

Dr. Anil Melath, MDS

Principal

Mahe Institute of Dental Sciences & Hospital

Chalakkara, P.O. Palloor, Mahe - 673310

UT of Puducherry

DENTAL RADIOGRAPHIC FILMS

→ **Periapical films** :- Usually used to record crowns, roots and periapical area related to the tooth.

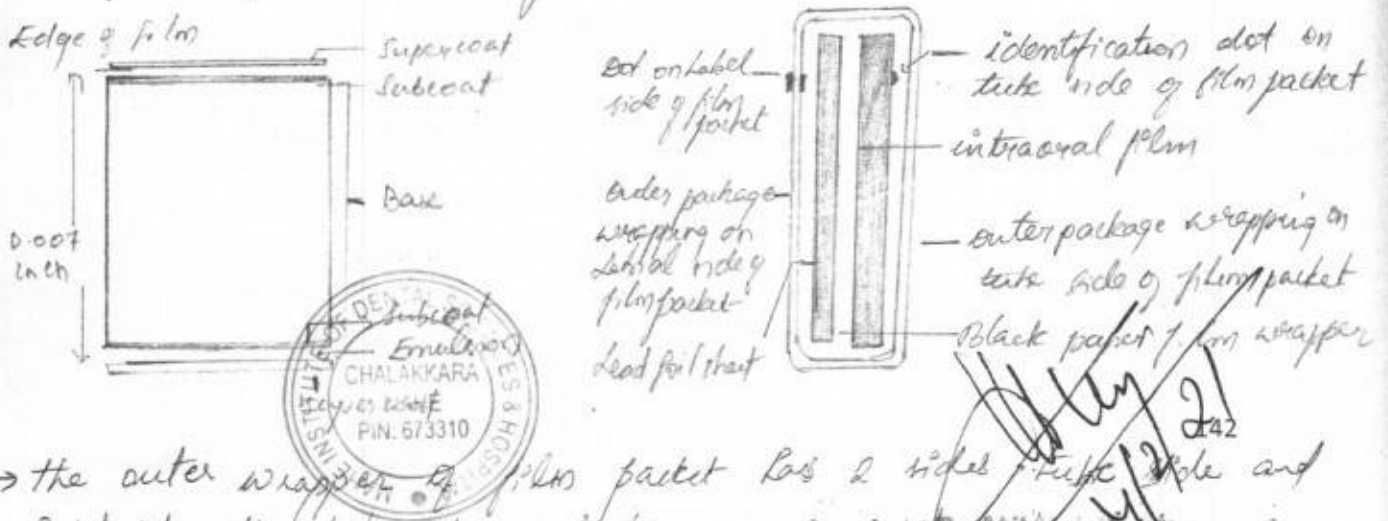
- * No. 0 for children (22 x 35mm)
- * No. 1 for anterior adult projections (04 x 40mm)
- * No. 2 for posterior adult projections (31 x 41mm)

→ **Occlusal films** :- (also called as bite film or topographic film) used to show larger areas of maxilla or mandible. The size of film is 57 x 76 mm.

→ **Bite wing films** :- Used to record the crowns of maxillary and mandibular teeth in one film. These films have a paper tab projecting from middle of the film on which the patient bites, to support the film.

→ **Intraoral films** are available in plastic packets.

The film packet consist of :-
 1) An outer plastic wrapping, made of white paper or soft vinyl which is hermetically sealed, semi-soft stiff, moisture proof, light proof and clearly indicates which side of film should be directed towards x-ray tube. This outer wrapper serves to protect the film from exposure to light and saliva.



→ The outer wrapper of film packet has 2 sides, tube side and label side. The tube side of plastic cover is solid white and has a raised dot; this should be placed towards x-ray tube.

When inserted in mouth, edge carrying the dot should be placed at the buccal or occlusal margin of tooth under consideration. The dental x-ray film in the packet has a corresponding embossed dot on it which helps to identify the position of the film in relation to patient mouth when mounting the radiograph.

The labial side of film packet has a flap that is used to open the film packet to remove the film prior to processing.

The following information is usually printed on label side of film:-

* A circle or dot that corresponds with the raised identification dot on the film.

The statement "opposite side of the tube".

The manufacturer's name.

The film speed

The number of films enclosed


A thin sheet of lead foil is placed on the plastic wrapper on side of film which is opposite to the tooth under consideration of x-ray tube. The foil absorbs most of the x-ray which pass through film and prevent them from reaching the tongue & oral side.

Secondary function of lead foil is to give sufficient but not excessive rigidity to the whole film packet.

If the film packet is placed reverse in mouth, the shadow of foil is seen on the resultant radiograph as by red rail marks or herring bone appearance, which is embossed pattern on lead foil.

A sheet of black paper wraps the film to protect it from any light leak.

X-ray film, rounded corners & an embossed dot for orientation.



Handwritten signature and date 'u/2'.

Dr. Anil Melath, MDS
Principal
Maheshwari Institute of Dental Sciences & Research
Chalakkara, P.O. Palloor, Mahe - 673301
UT of Puducherry



MAHE INSTITUTE OF DENTAL SCIENCES & HOSPITAL
Chalakkara, P.O. Pallor, Mahe-673 310
U.T. of Puducherry. Ph : 0490 2337765

SEMINAR LIST - PG

Department: CONSERVATIVE DENTISTRY AND ENDODONTICS

Program: 1ST year MDS

Academic Year: 2019-2020

Sl. No	Student name	Date	Topic	Faculty in charge
1.	GIFTLIN DENNY XAVIER	17.9.2019	COMPOSITE RESIN - MATERIAL AND CLINICAL ASPECT	Dr. George Thomas
		24.1.2020	FUNDAMENTALS OF TOOTH PREPARATION	Dr. Sunil Jose
		28.4.2020	DENTAL CARIES	Dr.Sona Joseph
		23.5.2020	CARIES VACCINE	Dr. Sunil Jose
		9.6.2020	IRRIGATION	Dr. George Thomas
2.	RAHUL SAYANTH	2/10/2019	CONTEMPORARY DENTAL CEMENTS	Dr. Sunil Jose
		20/2/2020	PRELIMINARY CONSIDERATIONS IN OPERATIVE DENTISTRY	Dr.Sona Joseph
		11/3/2020	PRELIMINARY CONSIDERATIONS IN OPERATIVE DENTISTRY	Dr. Sunil Jose
		22/4/2020	OBTURATION TECHNIQUE AND MATERIALS	Dr. Sunil Jose
		21/5/2020	DISEASES OF PULP	Dr.Sona Joseph
		25/6/2020	WORKING LENGTH DETERMINATION	Dr. Sunil Jose
3.	NEELIMA NARAYANAN	3/9/19 &5/9/19	CRITICAL EVALUATION OF AMALGAM AS	Dr. Sunil Jose



MAHE INSTITUTE OF DENTAL SCIENCES & HOSPITAL
Chalakkara, P.O. Pallor, Mahe-673 310
U.T. of Puducherry. Ph : 0490 2337765

			RESTORATIVE MATERIAL	
		28/1/20 & 30/1/20	HAND AND ROTARY INSTRUMENTS IN OPERATIVE DENTISTRY	Dr. George Thomas
		5/5/20 & 7/5/20	ACCESS CAVITY PREPARATION	Dr. Sunil Jose
		19/6/20	ROOT CANAL SEALERS	Dr.Sona Joseph
		18/6/20	INTRACANAL MEDICAMENTS	Dr. Sunil Jose

Faculty Name & Sign
Prepared by

HOD
Dept of Conservative dentistry and Endodontics



MAHE INSTITUTE OF DENTAL SCIENCES & HOSPITAL
Chalakkara, P.O. Pallor, Mahe-673 310
U.T. of Puducherry. Ph : 0490 2337765

SEMINAR LIST - PG

Department: CONSERVATIVE DENTISTRY AND ENDODONTICS

Program: 2ND year MDS

Academic Year:2019-2020

Sl No	Student name	Date	Topic	Faculty in charge
1.	SAICHARAN	07/11/2019	ENDODONTIC – PERIODONTAL INTERRELATIONSHIPS	Dr. George Thomas
		14/01/2020	DENTAL CASTING ALLOYS, CASTING PROCEDURES & ERRORS	Dr. Sunil Jose
		15/04/2020	MAGNIFICATION IN ENDODONTICS	Dr.Sona Joseph
		25/04/2020	TRANSMISSION ROUTES OF 2019 – n COV & CONTROLS IN DENTAL PRACTICE	Dr. Sunil Jose
		14/05/2020	CLINICAL APPLICATIONS OF LASERS IN ENDODONTICS	Dr. George Thomas
2.	BABY SONA AT	26/9/2019	RECENT ADVANCES IN ENDODONTIC RETREATMENT	Dr. Sunil Jose
		24/10/2019	DRUGS USED IN ENDODONTICS	Dr.Sona Joseph
		24/12/2019	REGENERATIVE ENDODONTICS	Dr. Sunil Jose
		13/2/2020	ENDODONTIC SURGERY	Dr. Sunil Jose
		16/4/2020	AUGMENTED RESTORATION	Dr.Sona Joseph
3.	VIKRAM RAJ	4/02/2020	DISEASE OF PULP AND	Dr. Sunil Jose



MAHE INSTITUTE OF DENTAL SCIENCES & HOSPITAL
Chalakkara, P.O. Pallor, Mahe-673 310
U.T. of Puducherry. Ph : 0490 2337765

			PERIAPEX	
		16/04/2020	TRAUMATIC INJURIES OF TEETH	Dr. Sunil Jose
		26/06/2020	TOOTH COLOURED MINIMALLY INVASIVE RESTORATIONS	Dr. George Thomas
		29/05/2020	MINIMALLY INVASIVE DENTISTRY	Dr. Sunil Jose
		23/06/2020	RESIN CEMENTS	Dr.Sona Joseph

Faculty Name & Sign
Prepared by

HOD
Dept of Conservative dentistry and Endodontics



MAHE INSTITUTE OF DENTAL SCIENCES & HOSPITAL
Chalakkara, P.O. Pallor, Mahe-673 310
U.T. of Puducherry. Ph : 0490 2337765

SEMINAR LIST - PG

Department: CONSERVATIVE DENTISTRY AND ENDODONTICS

Program: 3RD year MDS

Academic Year:2019-2020

Sl. No	Student name	Date	Topic	Faculty in charge
1.	JAMSHID	22-11-2018	SMEAR LAYER	Dr. George Thomas
		14.06.2019	ROOT CANAL SEALERS	Dr. Sunil Jose
		19-09-2019	REMINERALIZATION	Dr.Sona Joseph
		21-11-2019	ENDODONTIC BIOFILM	Dr. Sunil Jose
2.	AATHIRA	20-06-2019	ENDO PERIO LESIONS	Dr. George Thomas
		08-08-2019	SINGLE VISIT ENDODONTICS	Dr. Sunil Jose
		17-09-2019	ROOT END FILLING MATERIALS	Dr.Sona Joseph
		22-11-2019	LASER IN OPERATIVE DENTISTRY & ENDODONTICS	Dr. Sunil Jose
3.	ABDUL LATHEEF AFSAL	13-06-2019	ENDODONTIC-PERIODONTAL INTERRELATIONSHIPS	Dr. Sunil Jose
		1-08-2019	REGENERATIVE ENDODONTICS	Dr.Sona Joseph
		24-09-2019	NON-SURGICAL RETREATMENT	Dr. Sunil Jose
		15-11-2019	ENDODONTIC EMERGENCIES	Dr. Sunil Jose
		29-11-2019	PULP VITALITY TEST	Dr. George Thomas



MAHE INSTITUTE OF DENTAL SCIENCES & HOSPITAL
Chalakkara, P.O. Pallor, Mahe-673 310
U.T. of Puducherry. Ph : 0490 2337765

Faculty Name & Sign
Prepared by

HOD
Dept of Conservative dentistry and Endodontics



MAHE INSTITUTE OF DENTAL SCIENCES & HOSPITAL
Chalakkara, P.O. Pallor, Mahe-673 310
U.T. of Puducherry. Ph : 0490 2337765

SEMINAR LIST - PG

Department: CONSERVATIVE DENTISTRY AND ENDODONTICS

Program: 1ST year MDS

Academic Year: 2020-2021

Sl. No	Student name	Date	Topic	Faculty in charge
1.	KISHORE KUMAR	17.12.2020	DIAGNOSIS IN ENDODONTICS	Dr. George Thomas
		23.12.2020	DIAGNOSIS IN ENDODONTICS	Dr. Sunil Jose
		1.3.2021	CLEANING AND SHAPING	Dr. Sona Joseph
		4.3.2021	CLEANING AND SHAPING	Dr. Adarsh
2.	KATHIRAVAN	5.11.2020	INFECTION CONTROL	Dr. George Thomas
		10.11.2020	INFECTION CONTROL	Dr. Sunil Jose
		21.1.2021	DENTAL CARIES DIAGNOSIS AND MANAGEMENT	Dr. George Thomas
		29.1.2021	DENTAL CARIES DIAGNOSIS AND MANAGEMENT	Dr. George Thomas
3.	SENTHILKUMAR	3/12/2020	FUNDAMENTALS OF TOOTH PREPARATION	Dr. Sunil Jose
		8/12/2020	FUNDAMENTALS OF TOOTH PREPARATION	Dr. Sona Joseph
		4/2/2021	CAVITY PREPARATION FOR CLASS 1 AND CLASS 2 DIRECT COMPOSITE RESTORATIONS	Dr. George Thomas
		9/2/2021	CAVITY PREPARATION	Dr. Sunil Jose



MAHE INSTITUTE OF DENTAL SCIENCES & HOSPITAL
Chalakkara, P.O. Pallor, Mahe-673 310
U.T. of Puducherry. Ph : 0490 2337765

			FOR CLASS 1 AND CLASS 2 DIRECT COMPOSITE RESTORATIONS	
--	--	--	--	--

Faculty Name & Sign
Prepared by

HOD
Dept of Conservative dentistry and Endodontics



MAHE INSTITUTE OF DENTAL SCIENCES & HOSPITAL
Chalakkara, P.O. Pallor, Mahe-673 310
U.T. of Puducherry. Ph : 0490 2337765

SEMINAR LIST - PG

Department: CONSERVATIVE DENTISTRY AND ENDODONTICS

Program: 2ND year MDS

Academic Year:2020-2021

Sl. No	Student name	Date	Topic	Faculty in charge
1.	GIFTLIN DENNY XAVIER	4.8.2020	GINGIVAL TISSUE MANAGEMENT	Dr. Sunil Jose
		13.12.2020	PAIN MANAGEMENT IN ENDODONTICS	Dr. George Thomas
		16.2.2021	PFM	Dr. George Thomas
		20/5/21	CAD CAM	Dr. Sunil Jose
		22/7/21	POST ENDO RESTORATION	Dr. Sunil Jose
2.	NEELIMA NARAYANAN	11.8.2020	NON CARIOUS LESION OF TEETH	Dr. George Thomas
		13.8.2020	NON CARIOUS LESION OF TEETH	Dr. Sunil Jose
		16/11/2020	PEDIATRIC ENDODONTICS	Dr.Sona Joseph
		18/11/2020	PEDIATRIC ENDODONTICS	Dr. Sunil Jose
		1/12/2020	ENDODONTIC BIOFILM	Dr. George Thomas
3.	RAHUL SAYANTH	25.8.2020	DENTAL BLEACHING	Dr.Sona Joseph
		24.11.2020	DENTAL TRAUMA AND ITS MANAGEMENT	Dr. Sunil Jose
		30.12.2020	DENTIN HYPERSENSITIVITY	Dr. George Thomas
		06/05/2021	INFECTION CONTROL	Dr.Sona Joseph
		30/04/2021	ROOT RESORPTION	Dr. George Thomas



MAHE INSTITUTE OF DENTAL SCIENCES & HOSPITAL
Chalakkara, P.O. Pallor, Mahe-673 310
U.T. of Puducherry. Ph : 0490 2337765

Faculty Name & Sign
Prepared by

HOD
Dept of Conservative dentistry and Endodontics



MAHE INSTITUTE OF DENTAL SCIENCES & HOSPITAL
Chalakkara, P.O. Pallor, Mahe-673 310
U.T. of Puducherry. Ph : 0490 2337765

SEMINAR LIST - PG

Department: CONSERVATIVE DENTISTRY AND ENDODONTICS

Program: 3RD year MDS

Academic Year:2020-2021

Sl. No	Student name	Date	Topic	Faculty in charge
1.	SAICHARAN G	25/06/2020	ENDODONTIC FLAREUP	Dr VIVEK VJ
		08/09/2020	ROOT CANAL IRRIGATION	Dr Adarsh
		22.10.2020	CLINICAL DENTAL PHOTOGRAPHY AND DOCUMENTATION	Dr. George Thomas
		26/03/2021	TEETH DISCOLORATION & BLEACHING PROCEDURES	Dr Sunil Jose
		15/06/2021	PORCELAIN LAMINATE VENEERS	Dr George
2.	SONA AT	29.10.2020	ENDODONTIC EMERGENCIES	Dr. George Thomas
		3.11.2020	ENDODONTIC EMERGENCIES	Dr. Sona Joseph
		5.1.2021	CAVITY PREPARATION FOR CAST METAL RESTORATIONS	Dr. Sunil Jose
		7.1.2021	CAVITY PREPARATION FOR CAST METAL RESTORATIONS	Dr. Sona Joseph



MAHE INSTITUTE OF DENTAL SCIENCES & HOSPITAL
Chalakkara, P.O. Pallor, Mahe-673 310
U.T. of Puducherry. Ph : 0490 2337765

		9/3/2021	PULP VITALITY TEST	Dr. George Thomas
3.	VIKRAM RAJ	18.8.2020	RECENT ADVANCES IN FRC POST	Dr. George Thomas
		20.8.2020	RECENT ADVANCES IN FRC POST	Dr. Sona Joseph
		14.11.2020	ROOT END FILLING MATERIALS	Dr. Sunil Jose

Faculty Name & Sign
Prepared by

HOD
Dept of Conservative dentistry and Endodontics



MAHE INSTITUTE OF DENTAL SCIENCES & HOSPITAL
Chalakkara, P.O. Pallor, Mahe-673 310
U.T. of Puducherry. Ph : 0490 2337765

JOURNAL CLUB LIST - PG

Department: CONSERVATIVE DENTISTRY AND ENDODONTICS

Program: 1st year MDS

Academic Year:2019-2020

Sl. No	Student name	Date	Title	Faculty in charge
1.	GIFTLIN DENNY XAVIER	7/8/2019	INFLUENCE OF ADHESIVE TYPE AND PLACEMENT TECHNIQUE ON POSTOPERATIVE SENSITIVITY IN POSTERIOR COMPOSITE RESTORATION.	Dr. Sunil Jose
		24/9/2019	DIRECT-INDIRECT CLASS V RESTORATIONS: A NOVEL APPROACH FOR TREATING NONCARIOUS CERVICAL LESIONS.	Dr. George Thomas
		19/11/2019	USE OF TRANSPARENT TIPS FOR OBTAINING TIGHT PROXIMAL CONTACTS IN DIRECT CLASS II COMPOSITE RESIN RESTORATIONS.	Dr. Sunil Jose
		17/1/2020	FRACTURE RESISTANCE OF ENDODONTICALLY TREATED MAXILLARY PREMOLARS RESTORED WITH DIFFERENT METHODS	Dr. George Thomas



MAHE INSTITUTE OF DENTAL SCIENCES & HOSPITAL
Chalakkara, P.O. Pallor, Mahe-673 310
U.T. of Puducherry. Ph : 0490 2337765

		11/2/2020	FRACTURE RESISTANCE OF ENDODONTICALLY TREATED MAXILLARY PREMOLARS RESTORED WITH DIFFERENT METHODS – A CRITICAL ANALYSIS	Dr. George Thomas
		21/4/2020	INFLUENCE OF APICAL PREPARATION SIZE AND IRRIGATION TECHNIQUE ON ROOT CANAL DEBRIDEMENT: A HISTOLOGICAL ANALYSIS OF ROUND AND OVAL ROOT CANALS	Dr. Sunil Jose
2.	RAHUL SAYANTH	26/8/19	USING CROSS POLARISED LIGHT PHOTOGRAPHY AS AGUIDE FOR SELECTING RESIN COMPOSITE SHADE	Dr.Sona Joseph
		14/11/19	INFLUENCE OF DIFFERENT RESTORATION TECHNIQUES ON FRACTURE RESISTANCE OF A ROOT FILLED TOOTH	Dr. Sunil Jose
		3/12/19	DIRECT COMPOSITE RESIN VENEERS IN NON VITAL TOOTH A STILL VIABLE ALTERNATIVE TO MOST DARK SUBSTRATES	Dr. George Thomas
		25/1/20	OUTCOME OF FULL PULPOTOMY USING BIODENTINE IN ADULT PATIENTS WITH	Dr.Sona Joseph



MAHE INSTITUTE OF DENTAL SCIENCES & HOSPITAL
Chalakkara, P.O. Pallor, Mahe-673 310
U.T. of Puducherry. Ph : 0490 2337765

			SYMPTOMS INDICATIVE OF IRREVERSIBLE PULPITIS	
		30/5/20	MANAGEMENT OF INTERNAL RESORPTION ON PERMANENT TOOTH A REVIEW	Dr. George Thomas
3.	NEELIMA NARAYANAN	13/9/19	DIAGNOSIS AND MANAGEMENT OF TRANSVERSE ROOT FRACTURE	Dr. Sunil Jose
		13/6/20	THE SURGICAL MANAGEMENT OF EXTERNAL CERVICAL RESORPTION	Dr. George Thomas
		28/10/19	CLINICAL AND HISTOLOGICAL STUDY ON DIRECT PULP CAPPING WITH CO2 LASER IRRADIATION IN HUMAN TEETH	Dr. George Thomas
		20/8/19	REGENERATIVE ENDODONTICS: A COMPREHENSIVE REVIEW	Dr. Sunil Jose
		13/12/19	TOOTH WHITENING :FROM ESTABLISHED TO NOVEL APPROACHES	Dr.Sona Joseph
		18/2/20	FLUORESCENCE-AIDED COMPOSITE REMOVAL IN DIRECTLY RESTORED PERMANENT POSTERIOR TEETH	Dr. Sunil Jose



MAHE INSTITUTE OF DENTAL SCIENCES & HOSPITAL
Chalakkara, P.O. Pallor, Mahe-673 310
U.T. of Puducherry. Ph : 0490 2337765

JOURNAL CLUB LIST - PG

Department: CONSERVATIVE DENTISTRY AND ENDODONTICS

Program: 2ND year MDS

Academic Year: 2019-2020

Sl. No	Student name	Date	Title	Faculty in charge
1.	BABY SONA AT	23/04/2019	EFFECT OF RESIDUAL DENTAL PULP TISSUE ON REGENERATION OF DENTIN PULP COMPLEX AN IN VITRO INVESTIGATION	Dr. Sunil Jose
		22/5/2019	EFFECT OF ORAL PREMEDICATION ON THE ANESTHETIC EFFICACY OF IANB IN PATIENTS WITH IRREVERSIBLE PULPITIS. A SYSTEMATIC REVIEW AND NETWORK META-ANALYSIS OF RANDOMIZED CONTROL TRIALS.	Dr. George Thomas
		6/9/2019	INFECTION CONTROL IN TEETH WITH APICAL PERIODONTICS USING A TRIPLE ANTIBIOTIC SOLUTION OR CALCIUM HYDROXIDE WITH CHLORHEXIDINE: A RANDOMISED CLINICAL TRIAD.	Dr. Sunil Jose
		15/10/2019	ASSOCIATION OF APICAL	Dr. George Thomas



MAHE INSTITUTE OF DENTAL SCIENCES & HOSPITAL
Chalakkara, P.O. Pallor, Mahe-673 310
U.T. of Puducherry. Ph : 0490 2337765

			PERIODONTICS WITH CARDIOVASCULAR DISEASE VIA NON INVASIVE ASSESSMENT OF ENDOTHELIAL FUNCYION AND SUBCLINICAL ATHEROSCLEROSIS	
		3/01/2020	EFFECT OF ACTIVE APPLICATION ON BOND DURABILITY OF UNIVERSAL ADHESIVES	Dr. George Thomas
2.	VIKRAM RAJ	20-12-2019	COLOR REPAIR OF A COMPOSITE RESIN RESTORATION	Dr. Sunil Jose
		21-01-2020	EXTERNAL CERVICAL RESORPTION: PART 2 – MANAGEMENT	Dr.Sona Joseph
		1-05-2020	ADAPTABLE FIBERGLASS POST AFTER 3D GUIDED ENDODONTIC TREATMENT: NOVEL APPROACHES IN RESTORATIVE DENTISTRY	Dr. Sunil Jose
		16-05-2020	MULTIDISIPLINARY MANAGEMENT AND PULP VITALITY PRESERVATION OF A TOOTH WITH EXTENSIVE IATROGENIC FURCAL ROOT PERFORATION AND BIOLOGIC WIDTH VIOLATION	Dr. George Thomas
3	SAI CHARAN		THE IMPACT OF SILVER NANO-PARTICLES INTEGRATION ON BIOFILM	Dr.Sona Joseph



MAHE INSTITUTE OF DENTAL SCIENCES & HOSPITAL
Chalakkara, P.O. Pallor, Mahe-673 310
U.T. of Puducherry. Ph : 0490 2337765

			FORMULATION AND MECHANICAL PROPERTIES OF GLASS IONOMER CEMENT	
			DOES FERRULE THICKNESS INFLUENCE RESISTANCE TO FRACTURE OF ENDODONTICALLY TREATED TEETH?	Dr. George Thomas
			DIASTEMA CLOSURES: A NOVEL TECHNIQUE TO ENSURE DENTAL PROPORTION	Dr. Sunil Jose
			A NOVEL ENAMEL AND DENTIN ETCHING PROTOCOL USING α -HYDROXY GLYCOLIC ACID: SURFACE PROPERTY, ETCHING PATTERN, AND BOND STRENGTH STUDIES	Dr. George Thomas
			LONG-TERM FOLLOW-UP OF COMPLICATED CROWN FRACTURE WITH FRAGMENT REATTACHMENT: TWO CASE REPORTS	Dr. George Thomas
			THE USE OF HISTIDINE - TRYPTOPHAN - ALPHA KETOGLUTARATE SOLUTION AS A NEW STRATEGY MEDIUM FOR AVULSED TOOTH	Dr. Sunil Jose
			CURCUMIN - A NATURAL	Dr. Sona Joseph



MAHE INSTITUTE OF DENTAL SCIENCES & HOSPITAL
Chalakkara, P.O. Pallor, Mahe-673 310
U.T. of Puducherry. Ph : 0490 2337765

			MEDICAMENT FOR ROOT CANAL DISINFECTION: EFFECTS OF IRRIGATION, DRUG RELEASE, AND PHOTOACTIVATION	
			CYCLIC FATIGUE RESISTANCE OF NICKEL- TITANIUM ROTARY INSTRUMENTS ACCORDING TO THE ANGLE OF FILE ACCESS AND RADIUS OF ROOT CANAL	Dr. Sunil Jose

Faculty Name & Sign
Prepared by

HOD
Dept of Conservative dentistry and Endodontics



MAHE INSTITUTE OF DENTAL SCIENCES & HOSPITAL
Chalakkara, P.O. Pallor, Mahe-673 310
U.T. of Puducherry. Ph : 0490 2337765

JOURNAL CLUB LIST - PG

Department: CONSERVATIVE DENTISTRY AND ENDODONTICS

Program: 3RD year MDS

Academic Year: 2019-2020

Sl. No	Student name	Date	Title	Faculty in charge
1.	JAMSHID	18/1/19	MINERAL TRIOXIDE AGGREGATE AND OTHER BIOACTIVE ENDODONTIC CEMENTS: AN UPDATED OVERVIEW – PART II: OTHER CLINICAL APPLICATIONS AND COMPLICATIONS	Dr. Sunil Jose
		4/1/19	GUIDELINES OF SODIUM HYPOCHLORITE EXTRUSION INJURIES	Dr. George Thomas
		15/2/19	MINI FIBREGLAS POST FOR ANKYLOSED TOOTH RECONSTRUCTION : A CLINICAL TECHNIQUE	Dr. Vivek
2.	AATHIRA	8/1/19	ROOT PERFORATIONS : AETIOLOGY, MANAGEMENT STRATEGIES AND OUTCOMES. THE HOLE TRUTH. S. Mohammed Saed, M. P. Ashley and J. Darcey. BRITISH DENTAL JOURNAL VOLUME 220 NO. 4 FEB 26 2016	Dr. Sunil Jose
		1/2/19	CAUSES AND MANAGEMENT OF POST-TREATMENT APICAL PERIODONTITIS. J. F.	Dr. Sona Joseph



MAHE INSTITUTE OF DENTAL SCIENCES & HOSPITAL
Chalakkara, P.O. Pallor, Mahe-673 310
U.T. of Puducherry. Ph : 0490 2337765

			Siqueira Jr, I. N. Rôças, D. Ricucci and M. Hülsmann. British Dental Journal 2015; 216: 305-312	
3.	AFSAL	15/1/19	COMPARISON OF THE EFFICACY OF A CUSTOM-MADE PULSE OXIMETER PROBE WITH DIGITAL ELECTRIC PULP TESTER, COLD SPRAY, AND RUBBER CUP FOR ASSESSING PULP VITALITY	Dr. Sunil Jose
		8/3/19	CLINICAL AND RADIOGRAPHIC CHARACTERISTICS OF VERTICAL ROOT FRACTURES IN ENDODONTICALLY AND NONENDODONTICALLY TREATED TEETH	Dr. Vivek

Faculty Name & Sign
Prepared by

HOD
Dept of _____



MAHE INSTITUTE OF DENTAL SCIENCES & HOSPITAL
Chalakkara, P.O. Pallor, Mahe-673 310
U.T. of Puducherry. Ph : 0490 2337765

H

JOURNAL CLUB LIST - PG

Department: CONSERVATIVE DENTISTRY AND ENDODONTICS

Program: 1ST year MDS

Academic Year:2020-2021

Sl. No	Student name	Date	Title	Faculty in charge
1.	KISHORE KUMAR	27/11/2020	ESTHETIC RESTORATIVE MATERIALS AND GLASS IONOMER CEMENTS : INFLUENCE OF ACIDIC DRINK EXPOSURE ON BACTERIAL ADHESION	Dr. Sunil Jose
		22.1.2021	RESTORATION OF NON CARIOUS CERVICAL LESIONS : WHEN,WHYAND HOW	Dr. George Thomas
		26.2.2021	INCREMENTAL TECHNIQUES IN DIRECT COMPOSITE RESTORATION	Dr. George Thomas
2.	SENTHILKUMAR	20/11/2020	BOND STRENGTH OF DIFFERENT RESTORATIVE MATERIALS TO LIGHT CURABLE MINERAL TRIOXIDE AGGREGATE	Dr. Sunil Jose
		29/1/2021	LONG-TERM FOLLOW-UP OF COMPLICATED CROWN FRACTURE WITH FRAGMENT REATTACHMENT: TWO	Dr.Sona Joseph



MAHE INSTITUTE OF DENTAL SCIENCES & HOSPITAL
Chalakkara, P.O. Pallor, Mahe-673 310
U.T. of Puducherry. Ph : 0490 2337765

			CASE REPORTS	
		12/3/2021	INFLUENCE OF MINIMALLY INVASIVE ENDODONTIC ACCESS CAVITIES ON ROOT CANAL SHAPING AND FILLING ABILITY, PULP CHAMBER CLEANING AND FRACTURE RESISTANCE OF EXTRACTED HUMAN MANDIBULAR INCISORS	Dr. Sunil Jose
3.	KATHIRAVAN	4/12/2020	ASSOCIATION OF DIABETES AND SMOKING IN RELATION TO RADIOLUCENT PERIAPICAL LESION IN ROOT FILLED TEETH:AN SYSTEMATIC META ANALYSIS	Dr.Sona Joseph
		19/2/2021	HUMAN PULP RESPONSES TO PARTIAL PULPOTOMY WITH THERACAL AS COMAPRED WITH BIODENTINE AND PROROOT MTA : A CLINICAL TRIAL	Dr. George Thomas

Faculty Name & Sign
Prepared by

HOD
Dept of Conservative dentistry and Endodontics



MAHE INSTITUTE OF DENTAL SCIENCES & HOSPITAL
Chalakkara, P.O. Pallor, Mahe-673 310
U.T. of Puducherry. Ph : 0490 2337765

JOURNAL CLUB LIST - PG

Department: CONSERVATIVE DENTISTRY AND ENDODONTICS

Program: 2ND year MDS

Academic Year:2020-2021

Sl. No	Student name	Date	Title	Faculty in charge
1.	GIFTLIN DENNY XAVIER	16/10/2020	NONRETENTIVE BONDED CERAMIC PARTIAL CROWNS: CONCEPT AND SIMPLIFIED PROTOCOL FOR LONG-LASTING DENTAL RESTORATIONS	Dr. Sunil Jose
		13/11/2020	EFFICACY OF CASEIN PHOSPHOPEPTIDE AMORPHOUS CALCIUMPHOSPHATE TO PREVENT STAIN ABSORPTION ON FRESHLYBLEACHED ENAMEL: AN <i>IN VITRO</i> STUDY	Dr. George Thomas
		8/1/2021	ENDOCROWN PREPARATION: REVIEW	Dr. Sunil Jose
		5/3/2021	THE INJECTABLE COMPOSITE RESIN TECHNIQUE: MINIMALLY INVASIVE RECONSTRUCTION OF ESTHETICS AND FUNCTION. CLINICAL CASE REPORT WITH 2-YEAR FOLLOW-UP	Dr. George Thomas



MAHE INSTITUTE OF DENTAL SCIENCES & HOSPITAL
Chalakkara, P.O. Pallor, Mahe-673 310
U.T. of Puducherry. Ph : 0490 2337765

2.	NEELIMA NARAYANAN	13/06/2020	THE SURGICAL MANAGEMENT OF EXTERNAL CERVICAL RESORPTION:A RETROSPECTIVE OBSERVATIONAL STUDY OF TREATMENT OUTCOMES AND CLASSIFICATIONS	Dr. George Thomas
		28/8/20	INTERNATIONAL ASSOCIATION OF DENTAL TRAUMATOLOGY GUIDELINES FOR THE MANAGEMENT OF TRAUMATIC DENTAL INJURIES: 1. FRACTURES AND LUXATIONS	Dr. Sunil Jose
3.	RAHUL SAYANTH	7/8/20	THE EFFECT OF BLEACHING ON THE COLOR STRENGTH OF COMPOSITE RESIN RESTORATION	Dr.Sona Joseph
		30/10/20	MANAGEMENT OF DEEP CARIES AND EXPOSED PULP	Dr. Sunil Jose
		15/1/21	SAVING NATURAL TEETH;INTENTIONAL REPLANTATION PROTOCOL AND CASE SERIES	Dr. George Thomas
		19/03/2021	ENDOCROWN: AN	Dr.Sona Joseph



MAHE INSTITUTE OF DENTAL SCIENCES & HOSPITAL
Chalakkara, P.O. Pallor, Mahe-673 310
U.T. of Puducherry. Ph : 0490 2337765

			ALTERNATIVE APPROACH FOR ENDODONTICALLY TREATED MOLARS WITH LARGE CORONAL DESTRUCTION	
--	--	--	--	--

Faculty Name & Sign
Prepared by

HOD
Dept of Conservative dentistry and Endodontics



JOURNAL CLUB LIST - PG

Department: CONSERVATIVE DENTISTRY AND ENDODONTICS

Program: 3RD year MDS

Academic Year: 2020-2021

Sl. No	Student name	Date	Title	Faculty in charge
1.	BABY SONA.A.T	1/5/2020	ENAMELMICROABRASION AND DENTAL BLEACHING ON TOOTH PRESENTING SEVERE PITTED ENAMEL FLUROSIS: A CASE REPORT	Dr. Sunil Jose
		21/8/2020	FRACTURE RESISTANCE AND MARGINAL ADAPTATION OF CAPPED AND UNCAPPED BULK-FILL RESIN-BASED MATERIALS	Dr. George Thomas
		25/9/2020	MOLAR INCISOR HYPOMINERALIZATION: ETIOLOGY, CLINICAL ASPECTS, AND A RESTORATIVE TREATMENT CASE REPORT	Dr. Sunil Jose
		18/12/2020	IN VITRO EFFECT OF INNOVATIVE DESENSITIZING AGENTS ON DENTIN TUBULE OCCLUSION AND EROSIVE WEAR	Dr. George Thomas
2.	SAICHARAN	14/8/20	MODIFIED APEXIFICATION PROCEDURE FOR IMMATURE PERMANENT TEETH WITH A NECROTIC PULP/APICAL PERIODONTITIS: A CASE SERIES	Dr. George Thomas
		6/11/20	CLINICAL ENDODONTIC	Dr. Sunil Jose



MAHE INSTITUTE OF DENTAL SCIENCES & HOSPITAL
Chalakkara, P.O. Pallor, Mahe-673 310
U.T. of Puducherry. Ph : 0490 2337765

			MANAGEMENT DURING THE COVID 19 PANDEMIC: A LITERATURE REVIEW AND CLINICAL RECOMMENDATIONS	
3.	VIKRAM RAJ	12/4/19	USE OF A MODIFIED MATRIX BAND TECHNIQUE TO RESTORE SUBGINGIVAL CARIES	Dr.Sona Joseph
		20/12/19	COLOUR REPAIR OF A COMPOSITE RESIN RESTORATION	Dr. Sunil Jose
		21/1/20	EXTERNAL CERVICAL RESORPTION:MANAGEMENT	Dr. George Thomas
		11/12/20	TRANSILLUMINATION AIDED INFILTRATION	Dr.Sona Joseph

Faculty Name & Sign
Prepared by

HOD
Dept of Conservative dentistry and Endodontics

EVALUATION FOR CLINICAL CASE PRESENTATION

Osteoradionecrosis
- Sequestrum

Name of the Trainee: Dr. Shethul Jy Date: 21/3/12

Name of the faculty / Observer: Dr. H. Selvarani

Sl. No	Items for observation during presentation	Poor 0	Below Average 1	Average 2	Good 3	Very Good 4
1.	Completeness of history				/	
2.	Whether all relevant points elicited				/	
3.	Clarity of presentation					/
4.	Logical order					/
5.	Mentioned all positive and negative				/	
6.	Accuracy of general physical examination				/	
7.	Investigations required					
8.	Complete list				/	
9.	Relevant order					
10.	Intepretation of Investigations				/	
11.	Ability to discuss differential diagnosis.					/
12.	Ability to discuss diagnosis.					/
13.	Others					
Grand Total						

[Handwritten signature]

EVALUATION FOR CLINICAL CASE PRESENTATION *Osteoarthritis*

Name of the Trainee: *Dr. Sheethal Jay*

Date: *21/3/17*

Name of the faculty / Observer:

Dr. Barkham F S.

Sl No	Items for observation during presentation	Poor 0	Below Average 1	Average 2	Good 3	Very Good 4
1.	Completeness of history				✓	
2.	Whether all relevant points elicited				✓	
3.	Clarity of presentation				✓	
4.	Logical order			✓		
5.	Mentioned all positive and negative			✓		
6.	Accuracy of general physical examination				✓	
7.	Investigations required				✓	
8.	Complete list				✓	
9.	Relevant order			✓		
10.	Intepretation of Investigations				✓	
11.	Ability to discuss differential diagnosis.				✓	
12.	Ability to discuss diagnosis.					✓
13.	Others					
Grand Total						

Reduce hold

Diagnostic Role of DOG1 and P63 IHC
 in salivary gland Carcinomas. Int. J. Clin Pathol 2015; 8(2): 92-102

EVALUATION OF JOURNAL REVIEW PRESENTATIONS JC-15

Name of the trainee: Dr. Sheelaj Jay
 Name of the Faculty/observer: Dr. T. S. Bastian
 HOD

Date: 19/8/17

Items for observation during presentation	Poor 0	Below Average 1	Average 2	Good 3	Very Good 4
Article chosen was					/
Extent of understanding of scope & objectives of the paper by the candidate			✓		
Whether cross- references have been consulted			✓		
Whether other relevant publications consulted			✓		
Ability to respond to questions on the paper/subject			✓		
Audio-Visual aids used				✓	
Ability to discuss paper				✓	
Clarity of presentation				✓	
Any other observation					
Total score					

Please use a separate sheet for each faculty member

T. S. Bastian
 Signature

EVALUATION OF JOURNAL REVIEW PRESENTATIONS

Name of the trainee: *Dr. Sheethal Jay*
 Name of the Faculty/observer: *Dr. M. Swarnan*

Date: *19/2/17*

Items for observation during presentation	Poor 0	Below Average 1	Average 2	Good 3	Very Good 4
Article chosen was				✓	
Extent of understanding of scope & objectives of the paper by the candidate				✓	
Whether cross- references have been consulted				✓	
Whether other relevant publications consulted				✓	
Ability to respond to questions on the paper/subject				✓	
Audio-Visual aids used					✓
Ability to discuss paper				✓	
Clarity of presentation				✓	
Any other observation					
Total score					

Use a separate sheet for each faculty member

Swarnan

Signature

Malignant Salivary Gland Tumours.

EVALUATION OF SEMINAR PRESENTATIONS Seminar-8

Name of the trainee: Dr. Sheethal Jay.

Date: 19/11/17

Name of the Faculty/observer: Dr. Rahul.

Items for observation during presentation	Poor 0	Below Average 1	Average 2	Good 3	Very Good 4
Whether other relevant publications consulted				✓	
Whether cross- references have been consulted				✓	
Completeness of Preparation					✓
Clarity of Presentation					✓
Understanding of Subject					
Ability to answer questions				✓	
Time scheduling					✓
Appropriate use of Audio- Visual aids				✓	
Overall Performance					✓
Any other observation					
Total score					

Please use a separate sheet for each faculty member


Signature

Malignant- Salivary Gland Tumours.

EVALUATION OF SEMINAR PRESENTATIONS

[Seminar-8]

Name of the trainee: Dr. Sheetal Juy

Date: 19/1/17.

Name of the Faculty/observer: Dr. T. S. Bhatnagar
(Professor + HOD)

Sl. No.	Items for observation during presentation	Poor 0	Below Average 1	Average 2	Good 3	Very Good 4
1	Whether other relevant publications consulted				✓	
2	Whether cross- references have been consulted					✓
3	Completeness of Preparation				✓	
4	Clarity of Presentation				✓	
5	Understanding of Subject				✓	
6	Ability to answer questions				✓	
7	Time scheduling					
8	Appropriate use of Audio- Visual aids			✓	✓	
9	Overall Performance				✓	
10	Any other observation					
	Total score					

Please use a separate sheet for each faculty member

T. S. Bhatnagar
Signature

EVALUATION OF SEMINAR PRESENTATIONS

Name of the trainee: *Dr. Rashid W*

Date: *16-2-18*

Name of the Faculty/observer: *Dr. Maria C.*

Belstegun 4/18

Items for observation during presentation	Poor 0	Below Average 1	Average 2	Good 3	Very Good 4
Whether other relevant publications consulted				✓	
Whether cross- references have been consulted				✓	
Completeness of Preparation				✓	
Clarity of Presentation				✓	
Understanding of Subject				✓	
Ability to answer questions				✓	
Time scheduling				✓	
Appropriate use of Audio-Visual aids				✓	
Overall Performance				✓	
Any other observation				✓	
Total score				✓	

Please use a separate sheet for each faculty member

SV

Signature

EVALUATION OF SEMINAR PRESENTATIONS

Date: 26-9-17

Name of the trainee: *Dr. Prashant*

Name of the Faculty/observer: *Dr. Masialysica*

Spoken cell learning

Items for observation during presentation	Poor 0	Below Average 1	Average 2	Good 3	Very Good 4
Whether other relevant publications consulted				✓	
Whether cross- references have been consulted				✓	
Completeness of Preparation				✓	
Clarity of Presentation				✓	
Understanding of Subject				✓	
Ability to answer questions				✓	
Time scheduling				✓	
Appropriate use of Audio-Visual aids				✓	
Overall Performance					
Any other observation					
Total score					

Please use a separate sheet for each faculty member

for

Signature

EVALUATION OF SEMINAR PRESENTATIONS

Presented by: *Dr Proshin*

Date: *26-9-12*

Faculty/observer: *Dr Selwami*

Spille Cell leuwy

Items for observation	Poor 0	Below Average 1	Average 2	Good 3	Very Good 4
Quality of presentation					
Whether other relevant publications consulted				✓	
Whether cross- references have been consulted			✓		
Completeness of Preparation				✓	
Clarity of Presentation				✓	
Understanding of Subject			✓		
Ability to answer questions				✓	
Time scheduling				✓	
Appropriate use of Audio- Visual aids					✓
Overall Performance				✓	
Any other observation					
Total score					

Use a separate sheet for each faculty member

~~Signature~~
Signature

EVALUATION OF JOURNAL REVIEW PRESENTATIONS

Trainee: *Dr. Roshni A*

Date: *29-8-18*

Faculty/observer: *Dr. Bustam T.S*

Concept of Presenting

Items for observation during presentation	Poor 0	Below Average 1	Average 2	Good 3	Very Good 4
Article chosen was				✓	
Extent of understanding of scope & objectives of the paper by the candidate				✓	
Whether cross- references have been consulted				✓	
Whether other relevant publications consulted			✓		
Ability to respond to questions on the paper/subject			✓		
Audio-Visual aids used				✓	
Ability to discuss paper				✓	
Clarity of presentation				✓	
Any other observation					
Total score					

Use a separate sheet for each faculty member

Bustam
Signature

EVALUATION SHEET FOR JOURNAL REVIEW PRESENTATIONS

Name of the Trainee: *Dr. Rochin CN.*

Date: *12-4-17*

Name of the Faculty / Observer: *Dr. Bastian T.S.*

Journal Topic: *Oral Biopsy: Oral pathologist's perspective*

Sl No	Items for observation during presentation	Poor 0	Below Average 1	Average 2	Good 3	Very Good 4
1	Article chosen was				✓	
2	Extent of understanding of scope & objectives of the paper by the candidate				✓	
3	Whether cross-references have been consulted				✓	
4	Whether other relevant publications consulted					✓
5	Ability to respond to questions on the paper/ subject				✓	
6	Audio - Visual aids used				✓	
7	Ability to discuss the paper				✓	
8	Clarity of presentation			✓		
9	Any other observation					
Total Score						

D. Bastian

EVALUATION SHEET FOR JOURNAL REVIEW PRESENTATIONS.

Name of the Trainee: Dr. Poshim CN.

Date: 12-4-17

Name of the Faculty / Observer: Dr. Rahul V.K

Journal Topic: Oral Biopsy : Oral pathologist's Perspective

Sl No	Items for observation during presentation	Poor 0	Below Average 1	Average 2	Good 3	Very Good 4
1.	Article chosen was					
2.	Extent of understanding of scope & objectives of the paper by the candidate					✓
3.	Whether cross-references have been consulted				✓	
4.	Whether other relevant publications consulted				✓	
5.	Ability to respond to questions on the paper/ subject					✓
6.	Audio - Visual aids used				✓	
7.	Ability to discuss the paper					✓
8.	Clarity of presentation					✓
9.	Any other observation					
	Total Score					

EVALUATION FORM FOR CLINICAL CASE PRESENTATION

Name of the Trainee: *Nikhil*

Date: *7/2/19*

Name of the faculty / Observer: *Dr. Bashir*

Case Topic: *Radicular cyst.*

Sl No	Items for observation during presentation	Poor 0	Below Average 1	Average 2	Good 3	Very Good 4
1.	Completeness of history				✓	
2.	Whether all relevant points elicited				✓	
3.	Clarity of presentation			✓		
4.	Logical order				✓	
5.	Mentioned all positive and negative			✓		
6.	Accuracy of general physical examination				✓	
7.	Investigations required			✓		
	Complete list				✓	
8.	Relevant order				✓	
	Interpretation of Investigations			✓		
	Ability to discuss differential diagnosis.			✓	✓	
9.	Ability to discuss diagnosis.				✓	
10.	Others					
	Grand Total					

Please use a separate sheet for each faculty member

Bashir
Signature

EVALUATION FORM FOR CLINICAL CASE PRESENTATION

Name of the Trainee: *Nithesh*

Date: *29/4/18*

Name of the faculty / Observer: *Dr. B. R. Srinivas*

Doubtful case

Sl. No	Items for observation during presentation	Poor 0	Below Average 1	Average 2	Good 3	Very Good 4
1.	Completeness of history				✓	
2.	Whether all relevant points elicited				✓	
3.	Clarity of presentation				✓	✓
4.	Logical order				✓	
5.	Mentioned all positive and negative				✓	
6.	Accuracy of general physical examination				✓	
7.	Investigations required				✓	
	Complete list			✓		
8.	Relevant order				✓	
	Interpretation of Investigations				✓	
	Ability to discuss differential diagnosis.			✓		✓
9.	Ability to discuss diagnosis.				✓	
10.	Others					
	Grand Total					

Please use a separate sheet for each faculty member

B. R. Srinivas

EVALUATION FORM FOR CLINICAL CASE PRESENTATION

Name of the Trainee: *Nithesh*

Date: *29/3/18.*

Name of the faculty / Observer: *Dr. Schemi*
Dentist as a pt.

Sl. No	Items for observation during presentation	Poor 0	Below Average 1	Average 2	Good 3	Very Good 4
1.	Completeness of history				✓	
2.	Whether all relevant points elicited				✓	
3.	Clarity of presentation				✓	
4.	Logical order				✓	
5.	Mentioned all positive and negative				✓	
6.	Accuracy of general physical examination				✓	
7.	Investigations required			✓		
	Complete list				✓	
8.	Relevant order			✓		
	Interpretation of Investigations				✓	
	Ability to discuss differential diagnosis.				✓	
9.	Ability to discuss diagnosis.				✓	
10.	Others					
	Grand Total					

Please use a separate sheet for each faculty member

EVALUATION FORM FOR CLINICAL CASE PRESENTATION

Name of the Trainee: *Nithesh*

Date: *21/11/17*

Name of the faculty / Observer: *Dr. Mania,
pericynial yst.*

Sl.No	Items for observation during presentation	Poor 0	Below Average 1	Average 2	Good 3	Very Good 4
1.	Completeness of history			✓		
2.	Whether all relevant points elicited				✓	
3.	Clarity of presentation				✓	
4.	Logical order			✓		
5.	Mentioned all positive and negative				✓	
6.	Accuracy of general physical examination				✓	
7.	Investigations required				✓	
	Complete list				✓	
8.	Relevant order				✓	
	Interpretation of Investigations				✓	
	Ability to discuss differential diagnosis.				✓	
9.	Ability to discuss diagnosis.				✓	
10.	Others					
	Grand Total					

Please use a separate sheet for each faculty member

sa

EVALUATION FORM FOR CLINICAL CASE PRESENTATION

Name of the Trainee: *Nithesh*

Date: *21/11/14*

Name of the faculty / Observer: *Dr. Basirwan*

Periapical cyst

Sl No	Items for observation during presentation	Poor 0	Below Average 1	Average 2	Good 3	Very Good 4
1.	Completeness of history			✓		
2.	Whether all relevant points elicited				✓	
3.	Clarity of presentation				✓	
4.	Logical order				✓	
5.	Mentioned all positive and negative				✓	
6.	Accuracy of general physical examination			✓		
7.	Investigations required				✓	
	Complete list				✓	
8.	Relevant order				✓	
	Interpretation of Investigations					✓
	Ability to discuss differential diagnosis.				✓	
9.	Ability to discuss diagnosis.				✓	
10.	Others					
Grand Total						

Please use a separate sheet for each faculty member

Basirwan

EVALUATION SHEET FOR JOURNAL REVIEW PRESENTATIONS.

Name of the Trainee: Nithesh.P

Date: 20/7/19.

Name of the Faculty / Observer: Dr. Selvamani

Journal Topic: Herangjanatan Anelabakana - A case report with brief review.

Sl No	Items for observation during presentation	Poor 0	Below Average 1	Average 2	Good 3	Very Good 4
1.	Article chosen was				—	
2.	Extent of understanding of scope & objectives of the paper by the candidate				—	
3.	Whether cross-references have been consulted					—
4.	Whether other relevant publications consulted					—
5.	Ability to respond to questions on the paper/ subject				—	
6.	Audio - Visual aids used				—	
7.	Ability to discuss the paper				—	
8.	Clarity of presentation					—
9.	Any other observation					
	Total Score					

Dr.
20/7/19

EVALUATION SHEET FOR JOURNAL REVIEW PRESENTATIONS.

Name of the Trainee: NITHESH.P

Date: 20/7/19.

Name of the Faculty / Observer: Dr. BASTIAN

Journal Topic: Hemangiomas duoblastoma - A case Report with Brief Review.

Sl No	Items for observation during presentation	Poor 0	Below Average 1	Average 2	Good 3	Very Good 4
1.	Article chosen was				✓	
2.	Extent of understanding of scope & objectives of the paper by the candidate				✓	
3.	Whether cross-references have been consulted					✓
4.	Whether other relevant publications consulted					✓
5.	Ability to respond to questions on the paper/ subject				✓	
6.	Audio - Visual aids used				✓	
7.	Ability to discuss the paper					✓
8.	Clarity of presentation					✓
9.	Any other observation					
	Total Score					

Bastian
20/7/19.

EVALUATION OF JOURNAL REVIEW PRESENTATIONS

Name of the trainee: NITHESH . P

Date: 24/4/16.

Name of the Faculty/observer: DR. SELVAMANI

Langerhans cell histiocytosis : A Diagnostic Challenge in the oral cavity - Case Report.

SL NO	Items for observation during presentation	Poor 0	Below Average 1	Average 2	Good 3	Very Good 4
1.	Article chosen was				✓	
2.	Extent of understanding of scope & objectives of the paper by the candidate				✓	
3.	Whether cross- references have been consulted			✓		
4.	Whether other relevant publications consulted			✓		
5.	Ability to respond to questions on the paper/subject				✓	
6.	Audio-Visual aids used				✓	
7.	Ability to discuss paper				✓	
8.	Clarity of presentation				✓	
9.	Any other observation					
	Total score					

Please use a separate sheet for each faculty member



Signature

EVALUATION OF JOURNAL REVIEW PRESENTATIONS

Name of the trainee: NITHESH P

Date: 24/4/2018

Name of the Faculty/observer: DR. BRISTIAN

Langerhans cell histiocytosis: A Diagnostic challenge in the oral cavity - Case Report.

SL NO	Items for observation during presentation	Poor 0	Below Average 1	Average 2	Good 3	Very Good 4
1.	Article chosen was				✓	
2.	Extent of understanding of scope & objectives of the paper by the candidate				✓	
3.	Whether cross- references have been consulted				✓	
4.	Whether other relevant publications consulted				✓	
5.	Ability to respond to questions on the paper/subject					✓
6.	Audio-Visual aids used					✓
7.	Ability to discuss paper				✓	
8.	Clarity of presentation				✓	
9.	Any other observation					
	Total score					

Please use a separate sheet for each faculty member

Dr. Bristian
Signature

EVALUATION OF SEMINAR PRESENTATIONS

Name of the trainee: Nithesh. P

Date: 13/1/2020

Name of the Faculty/observer: Dr. SELVAMANI. M.

Topic: Malaligned Fracture of The Jaw Bone.

SL NO	Items for observation during presentation	Poor 0	Below Average 1	Average 2	Good 3	Very Good 4
1.	Whether other relevant publications consulted				/	
2.	Whether cross- references have been consulted				/	
3.	Completeness of Preparation				/	
4.	Clarity of Presentation				/	
5.	Understanding of Subject				/	
6.	Ability to answer questions				/	
7.	Time scheduling					/
8.	Appropriate use of Audio-Visual aids					/
9.	Overall Performance				/	
10.	Any other observation					
	Total score					

Please use a separate sheet for each faculty member

Selvamani

Signature

EVALUATION OF SEMINAR PRESENTATION

Name Of Trainee: NITHEESH.

Date: 18/9/18.

Name Of The Faculty/Observer: Dr. Selvamani.

Topic :

OROFACIAL PAIN.

Sl No	Items For Observation During Presentation	Poor 0	Below Average 1	Average 2	Good 3	Very Good 4
1.	Whether Other Relevant Publications Consulted				/	
2.	Whether Cross References Have Been Consulted				/	
3.	Completeness Of Preperation				/	
4.	Clarity Of Presentation				/	
5.	Understanding Of Subject				/	
6.	Ability To Answer The Questions				/	
7.	Time Scheduling				/	
8.	Appropriate Use Of Audio-Visual Aids				/	
9.	Overall Perfomance				/	
10.	Any Other Observations					
	Total Score					

S. Mani
18/9/18

EVALUATION OF SEMINAR PRESENTATIONS

Name of the trainee: *Nithya*

Date: *11/12/18*

Name of the Faculty/observer: *Dr. Bastian*

Topic: *CYTOPATHOLOGY*

SL NO	Items for observation during presentation	Poor 0	Below Average 1	Average 2	Good 3	Very Good 4
1.	Whether other relevant publications consulted				✓	
2.	Whether cross- references have been consulted				✓	
3.	Completeness of Preparation				✓	
4.	Clarity of Presentation				✓	
5.	Understanding of Subject					✓
6.	Ability to answer questions					✓
7.	Time scheduling				✓	
8.	Appropriate use of Audio-Visual aids				✓	
9.	Overall Performance				✓	
10.	Any other observation					
	Total score					

Please use a separate sheet for each faculty member

Bastian
Signature

EVALUATION OF SEMINAR PRESENTATION

Name Of Trainee: *Nithal*

Date: *11/1/19.*

Name Of The Faculty/Observer: *Dr. BASTIAN*

Topic: *Microbiology & psychiatric Diseases.*

Sl No	Items For Observation During Presentation	Poor 0	Below Average 1	Average 2	Good 3	Very Good 4
1.	Whether Other Relevant Publications Consulted				✓	
2.	Whether Cross References Have Been Consulted				✓	
3.	Completeness Of Preperation				✓	
4.	Clarity Of Presentation				✓	
5.	Understanding Of Subject					✓
6.	Ability To Answer The Questions					✓
7.	Time Scheduling					✓
8.	Appropriate Use Of Audio-Visual Aids				✓	
9.	Overall Perfomance					✓
10.	Any Other Observations					
	Total Score					

Bastian
11/1/2019.

EVALUATION OF SEMINAR PRESENTATION

Name Of Trainee: *Nithesh*

Date: *11/1/19.*

Name Of The Faculty/Observer: *Dr. SELVAMANI*

Topic: *Microbiology of periodontal Diseases.*

Sl No	Items For Observation During Presentation	Poor 0	Below Average 1	Average 2	Good 3	Very Good 4
1.	Whether Other Relevant Publications Consulted				✓	
2.	Whether Cross References Have Been Consulted				✓	
3.	Completeness Of Preperation				✓	
4.	Clarity Of Presentation				✓	
5.	Understanding Of Subject					✓
6.	Ability To Answer The Questions					✓
7.	Time Scheduling				✓	
8.	Appropriate Use Of Audio-Visual Aids				✓	
9.	Overall Perfomance				✓	
10.	Any Other Observations					✓
	Total Score					

[Signature]

EVALUATION OF SEMINAR PRESENTATIONS

Name of the trainee: NITHYAN.P.

Date: 14/9/2019.

Name of the Faculty/observer: DR. SELVAMANI

Topic: ORTHODONTICS.

SL NO	Items for observation during presentation	Poor 0	Below Average 1	Average 2	Good 3	Very Good 4
1.	Whether other relevant publications consulted				/	
2.	Whether cross- references have been consulted				/	
3.	Completeness of Preparation				/	
4.	Clarity of Presentation				/	
5.	Understanding of Subject				/	
6.	Ability to answer questions				/	
7.	Time scheduling				/	
8.	Appropriate use of Audio-Visual aids					/
9.	Overall Performance				/	
10.	Any other observation					
	Total score					

Please use a separate sheet for each faculty member

Signature

EVALUATION OF SEMINAR PRESENTATIONS

Name of the trainee: NITHEASH.P.

Date: 22/11/2017.

Name of the Faculty/observer: DR. BASTIAN .

Topic: BASIC CONCEPTS OF GENETICS & EPIGENETICS .

SL NO	Items for observation during presentation	Poor 0	Below Average 1	Average 2	Good 3	Very Good 4
1.	Whether other relevant publications consulted				✓	
2.	Whether cross- references have been consulted				✓	
3.	Completeness of Preparation				✓	
4.	Clarity of Presentation				✓	
5.	Understanding of Subject			✓		
6.	Ability to answer questions			✓		
7.	Time scheduling				✓	
8.	Appropriate use of Audio- Visual aids				✓	
9.	Overall Performance				✓	
10.	Any other observation					
	Total score					

Please use a separate sheet for each faculty member


 Signature

AFTER REEVALUATION - INTERNS POSTING
COMPULSORY ROTATORY RESIDENT INTERNSHIP
October 31, 2016 ---to--- October 30, 2017

No	Intern	Batch		No	Intern	Batch	
01	HASNU DAS	A1	A	37	JENIFER R	D1	D
02	MANIMEGHALAI K			38	JOOHIN B P		
03	SHOBITHA K			39	JOOHINA B P		
04	SRIANANDASAMBAVI E			40	JOSNA ANAND		
05	AGHIL P P			41	KRISHNENDHU P		
06	AKSHAYA SUNIL			42	KURALARASI T		
74	APARNA PURUSHOTHAM						
07	ANIL JACOB	A2	A	43	LAKSHMI AJITHAN S	D2	D
08	ANITHA RAI R			44	LATHA S		
09	ANUSHA JAYASHEELAN			45	MEHABOوبا K K		
10	ARJUN S B			46	MANAS G		
11	ARULVIZHI M			47	NADISHA MUHAMMED		
12	ARUNAGIRI K			48	NANDINIDEVI P		
75	AVANEETH RAM			80	MEGHA IK		
13	ASHITHA PRADEEP	B1	B	49	NANDINI B	E1	E
14	ASSMA BANU P			50	NASEEF R K		
15	ASWIN SHANKAR			51	NAYANA K		
16	ASWIN A			52	NOUFAR I		
17	ATHIRA OULLASIN			53	PRABHISHA P		
18	ATHIRA P			54	PRETHYUSHA ULLAS		
76	RISWANA T						
19	BABU S	B2	B	55	PRIYANKA S	E2	E
20	BABY SONA A T			56	PUVALA PRASANTH		
21	BALAMURUGHAN S			57	RIYA K V		
22	BHARAN S			58	SALMA		
23	CHRISTINA SHAJI PIOUS			59	SANDRA C R		
24	DHARANI M			60	SARIGA KANAGARAJ		
77	SUHAIL ABDULLA N			81	FAHEEMA HAMZA		
25	DURGADEVI B	C1	C	61	SHAFSIDHA	F1	F
26	ELVAVAZHAGI R			62	SHANIBA C		
27	FATHIMA Wafa			63	SHIKHA T P		
28	GOUTHAM K			64	SNEHA MANOJ		
29	HAMNA HABEEB			65	SREELAKSHMI MOHAN		
30	HEMANTH B			66	SREELAKSHMI N K		
78	SWETHA P						
31	HIRA ABDUL ASEEZ	C2	C	67	SREENATH R	F2	F
32	HRIDIN U R			68	SREENIVASAN K		
33	HUSNA C H			69	THIRAVINA T		
34	INDHU R			70	VAVATHI S		
35	IRFANA C K			71	VIDHYA THEMOZHI G		
36	JENANI S			72	VISHNU RADJE V		
79	VISHNU TK			73	VISMAYA SATHEESH		

Amendment - 19.12.2016 :: The Final List of Interns after the Re-Evaluation Results. Roll Nos: 74,75,76,77, 78,79,80,81 have been declared 'Passed', in Re-Evaluation by the University. They are included with A1,A2,B1,B2,C1,C2,D2,E2 Batch respectively & their posting shall begin from December 19th 2016.

The Principal, MINDS Mahe

MINDS Institute of
 Mental Sciences & Hospital
 MAHE



MINDS COMPULSORY ROTATORY RESIDENT INTERNSHIP MINDS



Batch IV - Regular

DURATION: 31st October 2016 --to-- 30th October 2017

Departments			PHD & Oral Pathology		Periodontia & Orthodontia		Paedodontia & Oral Medicine		Prosthodontia	Oral - MF Surgery	Conservative - Endodontia
First Day of Posting	Last Day of Posting	No. of Days	PHD	OPath	Perio	Ortho	Paedo	OMR			
Oct 31, 2016	Dec 31, 2016	62	A		F		E		D	C	B
Oct 31	Nov 30	31	A1	A2	F1	F2	E1	F2			
Dec 01	Dec 31	31	A2	A1	F2	F1	E2	F1			
Jan 01, 2017	Feb 28, 2017	59	B		A		F		E	D	C
Jan 01	Jan 31	31	B1	B2	A1	A2	F1	F2			
Feb 01	Feb 28	28	B2	B1	A2	A1	F2	F1			
Mar 01, 2017	April 30, 2017	61	C		B		A		F	E	D
Mar 01	Mar 31	31	C1	C2	B1	B2	A1	A2			
Apr 01	Apr 30	30	C2	C1	B2	B1	A2	A1			
May 01, 2017	June 30, 2017	61	D		C		B		A	F	E
May 01	May 31	31	D1	D2	C1	C2	B1	B2			
June 01	June 30	30	D2	D1	C2	C1	B2	B1			
July 01, 2017	Augt 31, 2017	62	E		D		C		B	A	F
July 01	July 31	31	E1	E2	D1	D2	C1	C2			
Augt 01	Augt 31	31	E2	E1	D2	D1	C2	C1			
Sept 01, 2017	Oct 30, 2017	60	F		E		D		C	B	A
Sept 01	Sept 30	30	F1	F2	E1	E2	D1	D2			
Oct 01	Oct 30	30	F2	F1	E2	E1	D2	D1			

The Principal, M.L.N.D.S. MAH



**FINAL LIST OF INTERNS - SEPT '2015 TO SEPT '2016 BATCH
AFTER INTERNSHIP MIGRATION N.O.C. & RE-EVALUATION RESULTS**

**COMPULSORY ROTATORY RESIDENT INTERNSHIP
September 21, 2015 -to- September 20, 2016**

No	Intern	Batch		No	Intern	Batch	
01	Abinaya.B X	A1	A	31	Nasiha Nasser Pothilott	D1	D
02	Aleena Manoj			32	Naveen E		
03	Anjana Balakrishnan			33	Neelufar,S		
04	Anoodha Adhuni			34	Pazhani Swamy.M		
05	Anshika Chandran			35	Pradheepraj.P		
				62.	Fathimathu Shahna	D1+	
06	Aravinthan.M	A2	A 10	36	Rajakeerthi.R	D2	9
07	Ashwathi Rajendran			37	Ramya.M		
08	Ashwathi.M			38	Resha.C.M		
09	Aswathy Sasidharan			39	Rishanul Mazna.G.P		
10	Athila Liyana			40	Sahna Jabeen		
				63.	Megha R	D2+	
				64.	Shehna Hansa		
11	Athula.M	B1	B	41	Sarika.E.M	E1	E
12	Aysha Noureen.V			42	Seethal .M		
13	Aysha Rubi.N			43	Shahana Jahan		
14	Check Ashik Yasmin ✓			44	Shameeja.V.P		
15	Gopalakrishnabharathi.P			45	Shilpa.P		
16	Hridya.T.K	B2	B 9	46	Shincy Sebastian	E2	10
17	Ismayil			47	Smrithi Mohandas		
18	Jasmina.V.O.P			48	Sreelakshmi.R		
19	Jasna.P			49	Srujya.S		
20	Jiffy Jose			50	Sruthy.R.Kartha		
21	Joice Vinodine.C	C1	C	51	Suganya.J	F1	F
22	Karishma Kishore.C.M			52	Swetha.S		
23	Karthiga.S			53	Theertha Suresh		
24	Keerthana Dinesh			54	Theertha.C.K		
25	Keerthika.J X			55	Theertha.N.K		
26	Minu.V	C2	C 9	56	Thenmalar.S.P	F2	9
27	Mirunaalini.B.G X			57	Vijay.P.Nambiar		
28	Muhsina.K			58	Vimna.K		
29	Narmadha Devi.K			59	Wafiya.N.P		
30	Naseeha Sherin.V.P			60	Sahala Shahanas		
				61	Nijeesh.P.N		

04.11.15: Apart from Sadhana & Marva, 08 more interns have migrated to other colleges/universities for Internship. They are Roll Nos: 14, 23, 33, 35, 36, 37, 51 & 56.
 03.11.15: As per the Re-Evaluation Result of Pondicherry University, 3 of the Final BDS Exam appeared students are declared PASS. They shall be included with the present D1 & D2 Sub-batches of Sep'15-Sep'16 batch as D1+ & D2+.
 The New Interns are: **Fathimathu Shahna (D1+)** **Shehna Hansa, Megha R (D2+)**.
 Their CRRI Posting period shall be from Nov 03rd 2015 to Nov 02nd 2016. Their Posting Schedule is attached separately.

The Principal, MINDS Mahe
Principal
Mahe Institute of
Dental Sciences & Hospital
M A H E.



MINDS

MAHE INSTITUTE OF DENTAL SCIENCES & HOSPITAL



MINDS

**COMPULSORY ROTATORY RESIDENT INTERNSHIP
SEPTEMBER 2015 --- SEPT 2016 BATCH**

Departments				Periodontia & Orthodontia		Oral Medicine - Radiology & Paedodontia		Oral Pathology & Public Health Dentistry		Prosthodontia	Conservative - Endodontia	Oral - MF Surgery
Posting No:	First Day of Posting	Last Day of Posting	No. of Days	Perio	Ortho	OMR	Paedo	OPath	PHD			
1	Sep 21, 2015	Nov 20	61	A		F		E		D	C	B
	Sep 21	Oct 20	30	A1	A2	F1	F2	E1	E2			
	Oct 21	Nov 20	31	A2	A1	F2	F1	E2	E1			
2	Nov 21	Jan 20, 2105	61	B		A		F		E	D	C
	Nov 21	Dec 20	30	B1	B2	A1	A2	F1	F2			
	Dec 21, 2015	Jan 20 2016	31	B2	B1	A2	A1	F2	F1			
3	Jan 21, 2016	Mar 21	61	C		B		A		F	E	D
	Jan 21, 2016	Feb 19	30	C1	C2	B1	B2	A1	A2			
	Feb 20	Mar 21	31	C2	C1	B2	B1	A2	A1			
4	Mar 22	May 21	61	D		C		B		A	F	E
	Mar 22	Apr 20	30	D1	D2	C1	C2	B1	B2			
	Apr 21	May 21	31	D2	D1	C2	C1	B2	B1			
5	May 22	July 21	61	E		D		C		B	A	F
	May 22	June 20	30	E1	E2	D1	D2	C1	C2			
	June 21	July 21	31	E2	E1	D2	D1	C2	C1			
6	July 22	Sep 20, 2016	61	F		E		D		C	B	A
	July 22	August 20	30	F1	F2	E1	E2	D1	D2			
	August 21	Sept 20, 2016	31	F2	F1	E2	E1	D2	D1			

The Principal
MINDS MAHE
Mahe Institute of
Dental Sciences & Hospital
MAHE.


COMPULSORY ROTATORY RESIDENT INTERNSHIP : BATCH V
November 01, 2017 ---to--- October 31, 2018

No	Intern	Batch		No	Intern	Batch	
01	Aadisha K	A1	A	36	Monica Roy T	D1	D
02	Afsal Ibrahim VP			37	Naeem Mujeeb		
03	Aiswarya B			38	Neetu		
04	Akshara R			39	Nirmala S		
05	Akshay Nambiar			40	Nivedha K		
06	Akshay Prakash			41	Priyadharshini D		
07	Akshaya Dasan	A2		42	Rafah PP	D2	
08	Anju RV			43	Rajina SR		
09	Anjusree Vijayan			44	Ramsheena NK		
10	Ankitha Thejus K			45	Ravitchandirane Stephanie		
11	Ann Renji			46	Reshma Wilson		
12	Aparna K						
13	Aravindhan V	B1	B	47	Shibila AN Tharammal	E1	E
14	Archana Ramesh			48	Sneha Valsaraj		
15	Arthi R			49	Sridevi V		
16	Arthika P			50	Sruthi CK		
17	Asna			51	Steve Mathew Jacob		
18	Aswini P			52	Subhash S		
19	Athira V	B2		53	Sudharvizhi T	E2	
20	Athulya PV			54	Sundarambal P		
21	Ayisha Farhana Hashim			55	Suvetha R		
22	Balachandran B			56	Swathy S		
23	Chinega S			57	Vineeth Sebastian		
24	Devipriya B Nayanar						
25	Faheema Latheef	C1	C	58	Harsha K	F1	F
26	Haritha AR			59	Peeyoosha		
27	Harsha Rajan			60	Soonam Sundaram		
28	Hridya Divakaran KP			61	Vishnu Raj		
29	Kavya A Manoj			62	Muhammed Thameem T		
30	Kavya Sunil			63	Sabari M Nair		
31	Keerthana Prasanth	C2		64	Shiyona	F2	
32	Krishnendhu V			65	Aswana A		
33	Logeswaran B			66	Sahila MM		
34	Maariya Bee MB			67	Vilizhiarasan R		
35	Malavika Raj			68	Muhammed Anas MS		
	Premkumar						

Kindly Note:

Interns applied for NOC: 1.Amuthan S, 2.AnzyD Souza A, 3.Barathraj K, 4.Dhivya D,
 5.Keerthana C, 6.Malarvizhi S, 7.Premkumar S, 8.Sowmiya S.

The Final List shall be ready only after the completion of NOC -Transfer Process & Revaluation Results.


 The Principal, MINDS Mahe
 Mental Sciences & Hospital
 MAHE



MINDS


COMPULSORY ROTATORY RESIDENT INTERNSHIP



MINDS

Interns Batch V - Regular
DURATION: 1st November 2017 --to-- 31st October 2018

Departments			PHD & Oral Pathology		Periodontia & Orthodontia		Paedodontia & Oral Medicine		Prosthodontia	Oral - MF Surgery	Conservative - Endodontia
First Day of Posting	Last Day of Posting	No. of Days	PHD	OPath	Perio	Ortho	Paedo	OMR			
Nov 01, 2017	Dec 31, 2017	61	A		F		E		D	C	B
Nov 01	Nov 30	30	A1	A2	F1	F2	E1	E2			
Dec 01	Dec 31	31	A2	A1	F2	F1	E2	E1			
Jan 01, 2018	Feb 28, 2018	59	B		A		F		E	D	C
Jan 01	Jan 31	31	B1	B2	A1	A2	F1	F2			
Feb 01	Feb 28	28	B2	B1	A2	A1	F2	F1			
Mar 01, 2018	April 30, 2018	61	C		B		A		F	E	D
Mar 01	Mar 31	31	C1	C2	B1	B2	A1	A2			
Apr 01	Apr 30	30	C2	C1	B2	B1	A2	A1			
May 01, 2018	June 30, 2018	61	D		C		B		A	F	E
May 01	May 31	31	D1	D2	C1	C2	B1	B2			
June 01	June 30	30	D2	D1	C2	C1	B2	B1			
July 01, 2018	Augt 31, 2018	62	E		D		C		B	A	F
July 01	July 31	31	E1	E2	D1	D2	C1	C2			
Augt 01	Augt 31	31	E2	E1	D2	D1	C2	C1			
Sept 01, 2018	Oct 31, 2018	61	F		E		D		C	B	A
Sept 01	Sept 30	30	F1	F2	E1	E2	D1	D2			
Oct 01	Oct 31	31	F2	F1	E2	E1	D2	D1			


The Principal, MANDAL MAHE
Dental Sciences & Hospital

COMPULSORY ROTATORY RESIDENT INTERNSHIP : BATCH VI

November 05, 2018 ---to--- November 04, 2019

No	Intern	Batch	No	Intern	Batch		
01	Abdur Rahman	A1	A	37	Nynika M V	D1	D
02	Ahsana Thaslam			38	Olirmathi @ Vinodhini K		
03	Aiswarya P			39	Priyadarshini M		
04	Amal Chandran AK			40	Priyanga C		
05	Amrutha Mohanan			41	Priyanga E		
06	Anjana Chandran			42	Richa Ravindran		
07	Anupama Sreedharan	A2	A	43	Sahala P A	D2	D
08	Anusree K			44	Sandeep J		
09	Aparna NK			45	Sarangi Vijayan		
10	Archana Babu			46	Savitha S		
11	Ardra Raj			47	Shana Parveen		
12	Arya Aravind			48	Shrin Shahana N K		
13	Aysha Mammu	B1	B	49	Shyam Ganesh V	E1	E
14	Brinda J			50	Sindhuja N		
15	Dhivya A			51	Sindhuja S		
16	Dilruba Basheer			52	Sneha R		
17	Drisya D Nambiar			53	Sonali Sukesh K		
18	Elizabeth Anna George			54	Sowmya K		
19	Faheem Mohammed Arif	B2	B	55	Sreenima P V K	E2	E
20	Gopika P Nair			56	Sruthi		
21	Gowsalyah R			57	Sruthy Rajeevan		
22	Induja K			58	Tasnim Sultana Arif Thekiya		
23	Jadeera Adakandy			59	Thasneem Moldu M		
24	Jessica Christella T			60	Thavithavakar D		
25	Karthy M	C1	C	61	Theertha Dinesh	F1	F
26	Kaviashika G			62	Theertha S Suresh		
27	Keerthana Hareendran			63	Varsha Raju		
28	Khadeeja Ali E K			64	Vishnu P		
29	Litty Karippal			65	Sharmila Nasarin N K		
30	Majithabi E M Valappil			66	Safeera P K		
31	Marjana Shukoor	C2	C	67	Suganthi S	F2	F
32	Minakshi Gireesh			68	Santhanam S		
33	Nada Mohammed			69	Vismaya Das		
34	Narmada Murali			70	Jumana Fathima		
35	Nisha Elizabeth Joseph			71	Dhivya P		
36	Nivek Narayan R						

Kindly Note:

The Final List shall be ready only after the completion of "Re-Counting Results" & "NOC-Internship Transfer Process".

The Principal, MINOS Mahe

Mahe Institute of
General Sciences & Hospital
MAHE



MINDS COMPULSORY ROTATORY RESIDENT INTERNSHIP



Interns Batch VI - Regular

DURATION: 5th November 2018 —to— 4th November 2019

Departments			PHD & Pedodontics		Periodontics & Orthodontics		Oral Pathology & Oral Medicine		Presthodontia	Oral - MF Surgery	Conservative - Endodontia
First Day of Posting	Last Day of Posting	No. of Days	PHD	Pedo	Perio	Ortho	OPath	OMR			
Nov 05, 2018	Jan 04, 2019	61	A		F		E		D	C	B
Nov 05	Dec 04	30	A1	A2	F1	F2	E1	E2			
Dec 05	Jan 04	31	A2	A1	F2	F1	E2	E1			
Jan 05, 2019	Mar 04, 2019	59	B		A		F		E	D	C
Jan 05	Feb 04	31	B1	B2	A1	A2	F1	F2			
Feb 05	Mar 04	28	B2	B1	A2	A1	F2	F1			
Mar 05, 2019	May 04, 2019	61	C		B		A		F	E	D
Mar 05	Apr 04	31	C1	C2	B1	B2	A1	A2			
Apr 05	May 04	30	C2	C1	B2	B1	A2	A1			
May 05, 2019	July 04, 2019	61	D		C		B		A	F	E
May 05	June 04	31	D1	D2	C1	C2	B1	B2			
June 05	July 04	30	D2	D1	C2	C1	B2	B1			
July 05, 2019	Sept 04, 2019	62	E		D		C		B	A	F
July 05	Aug 04	31	E1	E2	D1	D2	C1	C2			
Aug 05	Sept 04	31	E2	E1	D2	D1	C2	C1			
Sept 05, 2019	Nov 04, 2019	61	F		E		D		C	B	A
Sept 05	Oct 04	30	F1	F2	E1	E2	D1	D2			
Oct 05	Nov 04	31	F2	F1	E2	E1	D2	D1			

Principal

Maharaja Institute of Dental Sciences & Hospital

The Principal, M.I.N.D.S. MAHE

Dental Sciences & Hospital

MAHE INSTITUTE OF DENTAL SCIENCES AND HOSPITAL

Interns: **Batch VIII** (Regular Batch)

Duration: **04th January 2021 – to – 03rd January 2022**

Sl.No	Reg.No	Name	BATCH		Sl.No	Reg.No	Name	BATCH	
1	16DS0201	ABHIJITH P P	A1	A	36	16DS0261	PAVITHRA B	D1	D
2	16DS0202	AISWHARYA PRIYA A			37	16DS0262	PUSHPASANTHY M		
3	16DS0203	AKHISHA POYIL			38	16DS0266	RASEENA THASNEEM		
4	16DS0204	ANAGHA A			39	16DS0268	RHEA ANNE EAPEN		
5	16DS0206	ANJANA KUPPADAKATH	40		16DS0269	RIA JAMES			
6	16DS0207	ANJANA SACHEENDRAN V	A2		41	16DS0270	SANDRA SALEELAN	D2	
7	16DS0208	ANJU ANIL KUMAR			42	16DS0271	SARA SADEER		
8	16DS0209	ANUSHIYA M			43	16DS0272	SARA THALHATH		
9	16DS0212	ARYA CHANDRAN			44	16DS0273	SHALAKA DHANANJAY		
10	16DS0214	ASHYA DINESH			45	16DS0274	SHANA SULTHANA P V		
11	16DS0215	ATHUL PRAKASH		46	16DS0275	SHAPNA S			
12	16DS0217	AYISHATHUL NOORA M	B1	B	47	16DS0276	SHERIEN AYSHA	E1	
13	16DS0219	CHANDANA RAJAN R K			48	16DS0277	SHERIN SHAHANA		
14	16DS0222	DEREK SHAJI PIOUS			49	16DS0278	SNEHA T		
15	16DS0223	DEVIKA P P			50	16DS0279	SRIRAM G N		
16	16DS0224	FAHEEMA K			51	16DS0280	SUBAPRIYA G		
17	16DS0225	FIDHA K V	B2		52	16DS0281	SUNNY JOSEPH CHAKOLA	E2	
18	16DS0228	GANGA GUNASILAN			53	16DS0284	SWETHA SIVAKUMAR		
19	16DS0232	HIBA MOHAMMED P			54	16DS0285	THAFZEERATH N		
20	16DS0233	KANAKAMANI R			55	16DS0288	VISHNU VARDHAN S		
21	16DS0234	KANIMOZHI K			56	16DS0289	VYSHANAVI RAMACHANDRN		
22	16DS0235	KARTHIKA G		57	15DS0202	AISWARYA GANESH			
23	16DS0238	MAHISHALINI A		58	15DS0208	ANAVADYA S			
24	16DS0239	MALAVIKA RAJ		C1	59	15DS0228	DIVIN DAVY MANJALY ✓		F1
25	16DS0241	MALINI A	60		15DS0258	NATHA BANU ✓			
26	16DS0245	MOHAMMED SUROUR	61		15DS0264	PAVANA TOMS			
27	16DS0246	MOHANAPRIYA P	62		15DS0267	PRANAV P P			
28	16DS0249	MUHAMMED SHABIN R K	63		15DS0275	RISHI P P			
29	16DS0250	MUNEERA NAVAL	64		15DS0286	SHEDA MAJEED			
30	16DS0251	NABEEL M P	C2	65	15DS0288	SIVARAJ T P	F2		
31	16DS0253	NEERAJA JAYARAM		66	15DS0298	VINAYAK M P			
32	16DS0256	NIHALA SHUKOOR K		67	14DS0218	ATHUL BOSE K			
33	16DS0258	NIVEDHYA R		68	13DS0284	SUBATHRA M			
34	16DS0259	NOORUL HAMNA		69	12DS0219	AYSHA NOUREENA KAMAL			
35	16DS0260	PAVENTHAN JOLIE COEUR R							

2/1/21



The Principal, MINDS
Vice Principal
 Mahe Institute of
 Dental Science & Hospital
 Mahe

M.I.N.D.S. COMPULSORY ROTATORY RESIDENT INTERNSHIP

Interns: **Batch VIII** (Regular Batch)

Duration: **04th January 2021 – to – 03rd January 2022**

POSTING SCHEDULE			PHD & Pedodontics		Periodontics & Orthodontics		Oral pathology & Oral Medicine		CONSERVATIVE Endodontics	PROSTHODONTICS	OMFS
FROM	TO	Days	PHD	PEDO	PERIO	ORTHO	OPATH	OMR			
04 JAN 2021	03 MAR 2021	59	A		B		C		D	E	F
04 JAN '21	03 FEB	31	A1	A2	B1	B2	C1	C2			
04 FEB	03 MAR	28	A2	A1	B2	B1	C2	C1			
04 MAR 2021	03 MAY 2021	61	F		A		B		C	D	E
04 MAR	03 APR	31	F1	F2	A1	A2	B1	B2			
04 APR	03 MAY	30	F2	F1	A2	A1	B2	B1			
04 MAY 2021	03 JUL 2021	61	E		F		A		B	C	D
04 MAY	03 JUN	31	E1	E2	F1	F2	A1	A2			
04 JUN	03 JULY	30	E2	E1	F2	F1	A2	A1			
04 JULY 2021	03 SEPT 2021	62	D		E		F		A	B	C
04 JULY	03 AUG	31	D1	D2	E1	E2	F1	F2			
04 AUG	03 SEPT	31	D2	D1	E2	E1	F2	F1			
04 SEPT 2021	03 NOV 2021	61	C		D		E		F	A	B
04 SEPT	03 OCT	30	C1	C2	D1	D2	E1	E2			
04 OCT	03 NOV	31	C2	C1	D2	D1	E2	E1			
04 NOV 2021	03 JAN 2022	61	B		C		D		E	F	A
04 NOV	03 DEC	30	B1	B2	C1	C2	D1	D2			
04 DEC	03 JAN '22	31	B2	B1	C2	C1	D2	D1			



The Principal, MINDS

Vice Principal
 Mahe Institute of
 Dental Science & Hospital
 Mahe

COMPULSORY ROTATORY RESIDENT INTERNSHIP

BATCH VII

November 04, 2019 ---to--- November 03, 2020

No	Intern	Batch		No	Intern	Batch	
01	ALEEMA SUMAN ARIF	A1	A	34	NOUREEN NAZIR MOHAMMED	D1	D
02	AL-NUSRATH RAHILA			35	PRABAVATHY M		
03	AMEER JAFFAR			36	PRAKASH N		
04	ANANYA SIVAN			37	RANEESHA		
05	ANJANA BINOY			38	REMSEENA P K		
06	ANNA TOM						
07	APARNA P	A2	A	39	REMYA K P	D2	D
08	ARATHI MITHRAN			40	RISWANA V K		
09	ARULMOZHI S			41	RIYA FATHIMA T		
10	ARYA CHANDRA BABU			42	RIYA RAJESH		
11	ASHINA			43	RIYA RAMADAS		
12	AYSHA SHAHBATH NOORI	B1	B	44	RUGMA KANNAN	E1	E
13	BADARIYA			45	SANDRA BENNY		
14	BHUVANESWARI T			46	SHAFNA SHERIN		
15	DHURKA DEVI N			47	SHREDHA MADHU		
16	DIVYADARSHINI N			48	SREELAKSHMI		
17	FATHIMA HAFSANA						
18	FATHIMATHUL ANSHAHARA P K	B2	B	49	SREELAKSHMI P	E2	E
19	FATHMATH MITHA			50	SREELAKSHMI T		
20	GOPIKA K			51	THAFNA SHARIN		
21	HARSHA S S			52	THEERTHA BABURAJ		
22	HEMNAT SHEKAR G			53	VYSHNAVI K		
23	HIBA HARIS K K	C1	C	54	Ahalya Ashok T T K	F1	F
24	HYFA SHAMEEM			55	Monica Fenelon		
25	ISWARIYA V			56	Rishvana K V		
26	JEENATH BEGAM K			57	Shanija K		
27	KHADEEJATHUL DILSHADA JABEEN			58	Shifana Farvi		
28	LINTA TESS JOSEPH			59	Sidharth B		
29	MALINI P	C2	C	60	Sreenath M	F2	F
30	MEGHANA SUNIL			61	Shamnath Beebi		
31	MEGHNA JEEVARAJ			62	Mizba Shaharban		
32	MISHA PAUL			63	Fathima Nesrin V P		
33	MUHAMMED MANSOOR M P			64	Jorly Joy		
				65	Shasliya Musthafa A		

Kindly Note:

The Final List shall be ready only after the "Re-Totalling Results" & "NOC for Internship Transfer".



MINDS

COMPULSORY ROTATORY RESIDENT INTERNSHIP



MINDS

Interns Batch VII (Regular Batch)

DURATION: 4th November 2019 —to— 3rd November 2020

Departments			PHD & Pedodontics		Periodontics & Orthodontics		Oral Pathology & Oral Medicine		Prosthodontia	Oral - MF Surgery	Conservative - Endodontia
First Day of Posting	Last Day of Posting	No. of Days	PHD	Pedo	Perio	Ortho	OPath	OMR			
Nov 04, 2019	Jan 03, 2020	61	A		F		E		D	C	B
Nov 04	Dec 03	30	A1	A2	F1	F2	E1	E2			
Dec 04	Jan 03	31	A2	A1	F2	F1	E2	E1			
Jan 04, 2020	Mar 03, 2020	60	B		A		F		E	D	C
Jan 04	Feb 03	31	B1	B2	A1	A2	F1	F2			
Feb 04	Mar 03	29	B2	B1	A2	A1	F2	F1			
Mar 04, 2020	May 03, 2020	61	C		B		A		F	E	D
Mar 04	Apr 03	31	C1	C2	B1	B2	A1	A2			
Apr 04	May 03	30	C2	C1	B2	B1	A2	A1			
May 04, 2020	July 03, 2020	61	D		C		B		A	F	E
May 04	June 03	31	D1	D2	C1	C2	B1	B2			
June 04	July 03	30	D2	D1	C2	C1	B2	B1			
July 04, 2020	Sept 03, 2020	62	E		D		C		B	A	F
July 04	Aug 03	31	E1	E2	D1	D2	C1	C2			
Aug 04	Sept 03	31	E2	E1	D2	D1	C2	C1			
Sept 04, 2020	Nov 03, 2020	61	F		E		D		C	B	A
Sept 04	Oct 03	30	F1	F2	E1	E2	D1	D2			
Oct 04	Nov 03	31	F2	F1	E2	E1	D2	D1			

MAHE INSTITUTE OF DENTAL SCIENCES

Time – Table

I BDS

2019-20 (Effective from 01.03.2020)

	8:00- 9:00 am	9:00 - 10:00 am	10:00 - 10:15 am	10:15 am - 12:45 pm	12 : 45 - 1:30 pm	1:30 - 4:00 pm
Mon	Anatomy (T)	DAOH (T)	10:00 - 10:15 am BREAK	DAOH (H) - A	12 : 45 - 1:30 pm BREAK	DAOH (H) - B
				Biochemistry (P) - B		Biochemistry (P) - A
Tue	Biochemistry (T)	DAOH (T)	10:00 - 11AM BREAK	Dent Material - Prostho (P) - A	1:00 - 1:30 pm BREAK	Dent Material - Prostho (P) - B
				Anatomy (D) - B		Anatomy (D) - A
Wed	DAOH (T)	Dent Material Prostho (T) 1 st week Biochemistry (T) 2 nd , 3 rd , 4 th , 5 th week	Physiology (T) 10:00 - 11AM	BREAK	1:00 - 1:30 pm BREAK	Dent Material - (P) - 1 st , 3 rd , 5 th week - A (Prosthodontics) - 2 nd , 4 th week - B
				Clinical Department posting 11.15 to 1.00PM		Biochemistry (P) - 1 st , 3 rd , 5 th week - B 2 nd , 4 th week - A
Thu	Anatomy (T)	Physiology (T)	10:00 - 10:15 am BREAK	DAOH (C) - A	12 : 45 - 1:30 pm BREAK	DAOH (C) - B
				Anatomy (D) -B		Anatomy (D) - A
Fri	Physiology (T)	Anatomy (T)	10:00 - 10:15 am BREAK	DAOH (C)- A	12 : 45 - 1:30 pm BREAK	DAOH (C) - B
				Anatomy (D) -B		Anatomy (D) - A
Sat	Physiology (T)	Biochemistry (T)	10:00 - 10:15 am BREAK	Physiology (P) - A	12 : 45 - 1:30 pm BREAK	Physiology (P) - B
				Anatomy (H) -B		Anatomy (H) - A

(T) – Theory , (P) – Practical, (D) – Dissection, (H) – Histology, (C) – Carving, A – Roll No: 1 to 49, B – 50 to 98

Principal

MAHE INSTITUTE OF DENTAL SCIENCES

TIME - TABLE

II BDS

2019 (Effective from 01.03.2020)

	8:00 – 9:00 am	9:00 –10:30 am	10.45 - 11.00 am	11.00 – 12.00 PM	12.00 – 12:45 PM	12:45 pm 1:30 pm	1:30 – 4:00 pm	
MON	Pre/Clin- Dent Material.Prosth – A	B Pre/Clin- Conservative –	BREAK (10:30-10:45)	10.45-11.30 AM	Clinical Posting (11:30 – 12:45)	BREAK	Lab- Microbiology – B	
				Microbiology (T) 1 st , 3 rd , 5 th			Lab- Pharmacology – A	
	B			Pharmacology (T) 2 nd , 4 th				
TUE	Pre/Clin- Dent Material.Prosth – B	Pre/Clin- Conservative – A	B R E A K	Microbiology (T)	Pharmacology (T)	BREAK	Lab- Microbiology – A	
				Dent Materials - Prosthodontics (T)	Pharmacology (T)		Pre/Clin- Dent Material.Cons – B	
WED	Pre/Clin- Prosthodontics – A	Pre/Clin- Conservative – B		Prosthodontics (T)	Pathology (T)		Lab- Pathology – A	Pre/Clin- Prosthodontics – B
				Prosthodontics (T)	Pathology (T)		Pre/Clin- Dent Material.Cons – A	
THU	Oral pathology (T) (8.00-9.15)	Conservative (T) (9:15 – 10:30)		Prosthodontics (T)	Pathology (T)		Lab- Pathology – A	Pre/Clin- Prosthodontics – B
				Prosthodontics (T)	Pathology (T)		Pre/Clin- Prosthodontics – B	Pre/Clin- Prosthodontics – A
FRI	Pre/Clin- Prosthodontics – B	Pre/Clin- Conservative – A		Pre/Clin- Dent Mat.Pro - A	1 st , 3 rd – weeks		Pre/Clin- Dent Mat.Pro - A	1 st – week
			Oral Pathology pract - B	Pre/Clin- Dent Mat.Con- B		Pre/Clin- Dent Mat.Con- B	Pre/Clin- Dent Mat.Pro - B	2 nd – week
SAT	Dent Materials Conserv (T) (8.00-9.15)	Microbiology (T) (9:15 – 10:30)	Pre/Clin- Dent Mat.Pro - B	2 nd , 4 th – weeks		Pre/Clin- Dent Mat.Con- A	Pre/Clin- Dent Mat.Con- A	
			Oral Pathology pract - A	5 th -week	Lab- Microbiology / Pharmacology – A & B	3 rd , 4 th , 5 th - weeks		
			Common Seminar Hour					

MAHE INSTITUTE OF DENTAL SCIENCES

TIME - TABLE

III BDS

2019-20 (effective from 01.03.2020)

	8:00 – 9:00 am	9:00 – 10:00 am	10:00am - 10.15am	10:15 – 11.15 am	11.15 – 12:15pm	12:15 – 1.00 pm	1.00-2.00	2.00-3.00 PM	3.00-4.00 pm	
							1:00 -1:30			
MON	General Medicine (IG) - ABCD			11:15	Clinics - ABCD <i>(Once reaches back from IndiraGandhi)</i>					
	FPD Practical Lab - EFGH			B R E A K	Clinics - EFGH			B R E A K	Clinics	
TUE	General Medicine (T)	Oral Medicine (T)	Clinics			General Surgery (IG) - ABCD				
WED	General Surgery (T)	Oral Pathology (T)	Clinics			General Surgery (IG) - EFGH				
THU	General Medicine (T)	Oral Pathology (T)	Clinics			Oral Pathology Lab - ABCD				
FRI	General Surgery (T)	Oral Pathology (T)	Conservative Dentistry (T)		Pedodontics (T) - 1 st , 3 rd , 5 th	Oral Surgery (T) - 1 st , 3 rd , 5 th			Periodontics (T)	Prosthodontics (T)
					Orthodontics (T) - 2 nd , 4 th weeks	P.H.D. (T) - 2 nd , 4 th weeks				
SAT	FPD Practical Lab - ABCD			Clinics - ABCD			Clinics			
	General Medicine (IG) - EFGH			11:15	Clinics - EFGH <i>(Once reaches back from IndiraGandhi)</i>					

T- Theory | (IG) – Indira Gandhi Hospital Posting | ABCD – Sub Batches: A,B,C,D | EFGH – Sub Batches: E,F,G,H

MAHE INSTITUTE OF DENTAL SCIENCES

TIME - TABLE

FINAL BDS

2019-20 (effective from 01.03.2020)

	8:00 – 9.00 AM	9.00-10.00 AM	10.00 – 10:45 AM	10.45 – 11.00am	11.00 – 1:00 PM	1:00 – 1:45 PM	1:45 – 4:00 PM
MON	OMFS (T)	OMR (T)	ORTHO (T)	BREAK	Clinics	BREAK	Clinics
TUE	ENDO (T)	PERIO (T)	PEDO (T)		Clinics		Clinics
WED	ORTHO (T)	ENDO (T)	P.H.D. (T)		Clinics		Clinics
THU	PERIO (T)	PEDO (T)	P.H.D. (T)		Clinics		Clinics – ABCD PreClinical FPD – EFGH
FRI	OMR (T)	OMFS (T)	PROSTH (T)		Clinics		Clinics – EFGH PreClinical FPD – ABCD
SAT	PROSTH (T)	PROSTH (T)	ENDO (T)		Clinics		Clinics

* (T) – Theory | ABCD – Sub Batches: A,B,C,D | EFGH – Sub Batches: E,F,G,H

MAHE INSTITUTE OF DENTAL SCIENCES

Time – Table

I BDS

2016-17

	THEORY		10:15 am - 12:45 pm		PRACTICAL
	8:00- 9:00 am	9:00 - 10:00 am	10:15 -11:30 am	11:30 am- 12:45pm	
Mon	Physiology (T)	Anatomy (T)	Anatomy (P) - A		Anatomy (P) - B
			Biochemistry (P) - B		Biochemistry (P) - A
Tue	Anatomy (T)	DAOH (T)	DAOH (P) - A		DAOH(P) - B
			Anatomy (P) - B		Anatomy (P)- A
Wed	Biochemistry (T)	DAOH (T)	Anatomy(P)-A		Anatomy(P)-B
			DAOH(P)-B		DAOH(P)-A
Thu	DAOH (T)	Physiology (T)	DAOH(T)	Biochemistry (T)	Dental Materials (P) *
					Physiology(P) *
Fri	Anatomy (T)	Physiology (T)	Biochemistry (P) - A		Biochemistry(P) - B
			Preclinical prosthodontics (P) - B		Preclinical prosthodontics (P) - A
Sat	Physiology (T)	Dent Material (T)	DAOH(T)	Biochemistry (T)	DAOH(P)-B/A*
					Anatomy (P)-A/B*

(T) – Theory, (P) – Practical A – Roll No: 1 to 49, B – 50 to 100

*Alternative weeks

Principal

MAHE INSTITUTE OF DENTAL SCIENCES

Time – Table

2nd BDS

2016-17

	THEORY		PRACTICAL POSTING
	8:00- 10:30 am	10:45 -11:45 am	
MON	PRE CLINICAL PROSTHODONTICS (DENTAL MATERIALS) / A BATCH PRE CLINICAL CONSERVATIVE- B BATCH PRACTICAL POSTING	PHARMACOLOGY (THEORY)	PRECLINICAL PROSTHODONTICS (THEORY)
TUE	GENERAL MICROBIOLOGY / B BATCH PRE CLINICAL PROSTHODONTICS- A BATCH PRACTICAL POSTING	PHARMACOLOGY (THEORY)	DENTAL MATERIALS (PROSTHODONTICS) (THEORY)
WED	PRE CLINICAL CONSERVATIVE / A BATCH PRECLINICAL PROSTHODONTICS- B BATCH PRACTICAL POSTING	MICROBIOLOGY (THEORY)	ORAL PATHOLOGY (THEORY)
THU	GEN. PATHOLOGY (THEORY) 8 AM – 9.15 AM PRE CLINICAL CONSERVATIVE DENTISTRY (THEORY) 9.15AM-10.30AM	MICROBIOLOGY (THEORY)	SEMINAR (EXAM GOING SUBJECTS)
FRI	GENERAL PATHOLOGY /- A BATCH CONSERVATIVE DENTISTRY (DENTAL MATERIALS)- B BATCH PRACTICAL POSTING	GEN. PATHOLOGY (THEORY)	DENTAL MATERIALS (CONSERVATIVE) (THEORY)
SAT	PRE CLINICAL CONSERVATIVE / A BATCH* PRECLINICAL PROSTHODONTICS- B BATCH* PRACTICAL POSTING	MICROBIOLOGY (THEORY)	PHARMACOLOGY (THEORY)
			1:30 - 4:00 pm
	BREAK		LUNCH BREAK
			PRE CLINICAL PROSTHODONTICS (DENTAL MATERIALS) - B BATCH PRE CLINICAL CONSERVATIVE- A BATCH PRACTICAL POSTING
			GENERAL MICROBIOLOGY / -A BATCH PRE CLINICAL PROSTHODONTICS B BATCH PRACTICAL POSTING
			PRE CLINICAL CONSERVATIVE /- B BATCH PRECLINICAL PROSTHODONTICS- A BATCH PRACTICAL POSTING
			PHARMACOLOGY/ ORAL PATHOLOGY PRACTICAL POSTING (ALTERNATIVE WEEKS)
			GENERAL PATHOLOGY /- B BATCH CONSERVATIVE DENTISTRY (DENTAL MATERIALS)- A BATCH PRACTICAL POSTING
			PRE CLINICAL PROSTHODONTICS- A BATCH & B BATCH PRACTICAL POSTING

MAHE INSTITUTE OF DENTAL SCIENCES

Time – Table
3rd BDS
2016-17

	(9.15AM-12.30 PM)						1.30 PM – 4.00 PM			
	8.00AM- 9.00AM					11.30 AM- -12.45 PM)				
MONDAY	GENERAL MEDICINE(CLINICAL POSTING- IG)- A BATCH / FPD CLASSES (PRECLINICAL POSTING)- B BATCH (8.00AM- -11.00AM)				BREAK	CONSERVATIVE DENTISTRY (11.30 AM- -12.12.45 PM) THEORY		ORAL SURGERY (1.30 PM – 2.45 PM) THEORY	ORAL PATHOLOGY (2.45 PM – 4.00 PM) THEORY	
TUESDAY	GENERAL MEDICINE (8.00AM- 9.00AM) THEORY	B R E A K	DENTAL POSTING (9.15AM-12.45 PM)						GENERAL SURGERY(CLINICAL POSTING- IG)- A BATCH / DENTAL POSTING - B BATCH	
WEDNESDAY	GENERAL SURGERY (8.00AM- -9.00AM) THEORY	B R E A K	DENTAL POSTING (9.15AM -12.45 PM)						GENERAL SURGERY(CLINICAL POSTING- IG) B BATCH / FPD POSTING CLASSES (PRECLINICAL POSTING)- A BATCH	
THURSDAY	GENERAL MEDICINE (8.00AM- - 9.00AM) THEORY	ORAL PATHOLOGY (9.00AM- - 10.00AM) THEORY	B R E A K	ORTHO (10.15AM- 11.00 AM) THEORY	PEDO (11.00 AM -11.45 AM) THEORY	PROSTHO (11.45 AM- 12.12.45 PM) THEORY		ORAL PATHOLOGY PRACTICAL- B BATCH / DENTAL POSTING- A BATCH		
FRIDAY	GENERAL SURGERY (8.00AM- - 9.00AM) THEORY	ORAL PATHOLOGY (9.00AM - 10.00AM) THEORY	B R E A K	PERIO (10.15AM- - 11.00 AM) THEORY	PHD (11.00 AM -11.45 AM) THEORY	ORAL MED 11.45 AM- - 12.30 PM) THEORY		SEMINAR EXAM GOING SUBJECTS	GENERAL MEDICINE (2.45 PM – 4.00 PM) THEORY	
SATURDAY	GENERAL MEDICINE(CLINICAL POSTING- IG)- B BATCH / ORAL PATHOLOGY PRACTICAL - A BATCH (8.00AM- -11.00AM)				BREAK	ORAL PATHOLOGY (11.30 AM- 12.45 PM) THEORY		DENTAL POSTING (1.30 PM – 4.00 PM)		

MAHE INSTITUTE OF DENTAL SCIENCES

Time – Table
4th BDS
2016

	THEORY	THEORY	THEORY	B R E A K	DENTAL POSTING	L U N C H B R E A K	DENTAL POSTING
	8:00AM-8:45AM	8:45AM-9:30AM	9:30AM-10:15AM		10:30AM-1:00PM		1:45PM-4:00PM
MONDAY	ORAL MEDICINE THEORY	ORAL SURGERY THEORY	ORTHODONTICS THEORY		DENTAL POSTING		DENTAL POSTING
TUESDAY	CONSERVATIVE DENTISTRY THEORY	PERIODONTICS THEORY	PEDODONTICS THEORY		DENTAL POSTING		PRECLINICAL PROSTHO (A,B,C,D)
WEDNESDAY	ORTHODONTICS THEORY	CONSERVATIVE DENTISTRY THEORY	PUBLIC HEALTH DENTISTRY THEORY		DENTAL POSTING		DENTAL POSTING
THURSDAY	PERIODONTICS THEORY	PEDODONTICS THEORY	PROSTHODONTICS THEORY		DENTAL POSTING		PRECLINICAL PROSTHOS (E,F,G,H)
FRIDAY	ORAL SURGERY THEORY	ORAL MEDICINE THEORY	PUBLIC HEALTH DENTISTRY THEORY		DENTAL POSTING		DENTAL POSTING
SATURDAY	PROSTHODONTICS THEORY		CONSERVATIVE DENTISTRY THEORY		DENTAL POSTING		DENTAL POSTING

PRINCIPAL

MAHE INSTITUTE OF DENTAL SCIENCES

Time – Table

I BDS

2017-18

	THEORY		10:15 am - 12:45 pm		PRACTICAL
	8:00- 9:00 am	9:00 - 10:00 am	10:15 -11:30 am	11:30 - 12:45 pm	
MON	Physiology (T)	DAOH (T)	Anatomy (P) - A		Anatomy (P) - B
			DAOH (P) - B		DAOH (P) - A
TUE	Biochemistry (T)	Anatomy (T)	Preclinical prostho (P) - A		Preclinical prostho (P) - B
			Anatomy (P) - B		Anatomy (P)- A
WED	Anatomy (T)	Dental Materials- Prostho (T)	Biochemistry (T) 10:15 -11:30 am	DAOH (T) 11:30 - 12:45 pm	Dental Materials - Prostho (P)-B/A* Biochemistry(P)-A/B*
THU	Anatomy (T)	Physiology (T)	Anatomy (P) - A		Anatomy (P) - B
			DAOH (P) - B		DAOH (P) - A
FRI	DAOH (T)	Physiology (T)	Biochemistry (P) - A		Biochemistry(P) - B
			Physiology (C) - B		Physiology (C) - A
SAT	Physiology (T)	Biochemistry (T)	Anatomy (P)- B		Anatomy (P)) - A
			DAOH(P)- A		DAOH(P)- B

(T) – Theory, (P) – Practical A – Roll No: 1 to 49, B – 50 to 100

Principal

*Alternative weeks

MAHE INSTITUTE OF DENTAL SCIENCES

Time – Table
2nd BDS
2017-18

		8:00- 10:45am		11:00 -11:45 am		11:45 am- 12:30 pm		1.15 pm - 4:00 pm	
Mon	Pre clinical Prosthodontics (dental materials) / A Batch Pre clinical conservative- B Batch Practical posting	BREAK		Gen. Pathology (Theory)	Pharmacology (Theory)	LUNCH BREAK		General Pathology /- A Batch Pharmacology - B Batch Practical posting	
Tue	Pre clinical Prosthodontics (dental materials) / B Batch Pre clinical conservative- A Batch Practical posting			Gen. Pathology (Theory)	Pharmacology (Theory)			General Pathology / - B Batch Pre Clinical Conservative dentistry (dental materials) A Batch Practical posting	
Wed	Pre clinical conservative / B Batch preclinical Prosthodontics- A Batch Practical posting			Dental materials (Prosthodontics) (Theory)	Pharmacology (Theory)			Pre Clinical Conservative dentistry (dental materials) /- B Batch Pharmacology - A Batch Practical posting	
Thu	Pre clinical conservative / A Batch preclinical Prosthodontics- B Batch			Dental materials (Prosthodontics) (Theory))	Microbiology (Theory)			Microbiology / A Batch preclinical Prosthodontics- B Batch Practical posting	
Fri	Pre Clinical Prosthodontics (Theory) 8:00am - 9:00am	Dental materials (Cons.dentistry) (Theory) 9:00-10:00 am	BREAK	Oral Pathology (Theory) 10.15-11.15 am	Microbiology (Theory) 11.15 am-12.15	LUNCH BREAK		Microbiology /- - B Batch preclinical Prosthodontics A Batch Practical posting (1.15 pm - 4.00 pm)	
Sat	Pre Clinical Conservative dentistry (Theory) 8:00am - 9:00am	Pre Clinical Prosthodontics (Theory) 9:00-10:00 am	Microbiology (Theory) 10:00 am- 11:00 am	BREAK	Pre Clinical Prosthodontics(dental materials) / A Batch Oral Pathology- B Batch Practical posting 11.15 am- 1.15pm			Pre Clinical Prosthodontics(dental materials) - B Batch Oral Pathology/ A Batch Practical posting (2.00 pm -- 4.00pm)	

A – Roll No: 1 to 49, B – 50 to 100

Principal

MAHE INSTITUTE OF DENTAL SCIENCES

TIME - TABLE

III BDS

2017-18

	8:00 – 9:00 am	9:00 – 10:00 am	10:00am - 10.15am	10:15 – 11.00 am	11.00 – 12:00 pm	12:00 – 12:30 pm	12:30 – 1:00 pm	1:00 – 2.00 pm	2.00-3.00 pm	3.00-4.00 pm	
MON	General Medicine (IG) - ABCD				11:15	Clinics - ABCD <i>(Once reaches back from IndiraGandhi)</i>					
	FPD Practical Lab - EFGH			B R E A K	Clinics - EFGH			Clinics			
TUE	Prosthodontics (T)	Oral Medicine (T)	Clinics			B R E A K	General Surgery (IG) - ABCD				
			Oral Pathology Lab - EFGH								
WED	General Surgery (T)	Oral Pathology (T)	Clinics				General Surgery (IG) - EFGH				
			Oral Pathology Lab - ABCD								
THU	General Medicine (T)	Oral Pathology (T)	Clinics			Clinics					
FRI	General Surgery (T)	Oral Pathology (T)	Conservative Dentistry (T)		Pedodontics (T) - 1 st , 3 rd , 5 th	Oral Surgery (T) - 1 st , 3 rd , 5 th			Periodontics (T)	General Medicine (T)	
				Orthodontics (T) - 2 nd , 4 th weeks	P.H.D. (T) - 2 nd , 4 th weeks						
SAT	FPD Practical Lab - ABCD			Clinics - ABCD			Clinics				
	General Medicine (IG) - EFGH				11:15	Clinics - EFGH <i>(Once reaches back from IndiraGandhi)</i>					

* (T) – Theory | (IG) – Indira Gandhi Hospital Posting | ABCD – Sub Batches: A,B,C,D | EFGH – Sub Batches: E,F,G,H

MAHE INSTITUTE OF DENTAL SCIENCES

TIME - TABLE FINAL BDS 2017-18

	8:00 – 9.00 AM	9.00-10.00 AM	10.00 – 10:45 AM	10.45 – 11.00 am	11.00 – 1:00 PM	1:00 – 1:45 PM	1:45 – 4:00 PM
MON	OMFS (T)	OMR (T)	ORTHO (T)	BREAK	Clinics	BREAK	Clinics
TUE	ENDO (T)	PERIO (T)	PEDO (T)		Clinics		Clinics
WED	ORTHO (T)	ENDO (T)	PROSTH (T)		Clinics		Clinics
THU	PERIO (T)	PEDO (T)	PROSTH (T)		Clinics		Clinics – ABCD
FRI	OMR (T)	OMFS (T)	PROSTH (T)		Clinics		Pre Clinical FPD – EFGH
					Clinics		Clinics – EFGH
					Clinics		Pre Clinical FPD – ABCD
SAT	P.H.D. (T)	P.H.D. (T)	ENDO (T)		Clinics		

* (T) – Theory | ABCD – Sub Batches: A,B,C,D | EFGH – Sub Batches: E,F,G,H

Principal

MAHE INSTITUTE OF DENTAL SCIENCES

TIME - TABLE

I BDS

2018-19

	8:00 – 9:00 AM	9:00 – 10:00 AM	10:00 – 10:15AM	10:15 AM – 12:45 PM		12:45 – 1:30 PM	1:30 – 4:00 PM
				10:15 – 11:30	11:30 – 12:45		
MON	Physiology (T)	DAOH (T)	BREAK	Anatomy (D) - A		BREAK	Anatomy (D) - B
				DAOH (C) - B			DAOH (C) - A
TUE	Biochemistry (T)	Anatomy (T)		Preclinical Prostho (P) - A			Preclinical Prostho (P) - A
				Anatomy (D) - B			Anatomy (D) - A
WED	Anatomy (T)	Dent Materials – Prostho (T)		Biochemistry (T)	DAOH (T)		Dent Materials (P) – 1 st , 3 rd , 5 th – A (Prosthodontics) 2 nd , 4 th week – B
							Biochemistry (P) – 1 st , 3 rd , 5 th – B -- 2 nd , 4 th week – A
THU	Anatomy (T)	Physiology (T)		Anatomy (H) - A			Anatomy (H) - B
				DAOH (C) - B			DAOH (C) - A
FRI	DAOH (T)	Physiology (T)		Biochemistry (P) - A			Biochemistry (P) - B
				Physiology (P) - B			Physiology (P) - A
SAT	Physiology (T)	Biochemistry (T)	Anatomy (H) -- 1 st , 3 rd , 5 th weeks - A -- 2 nd , 4 th weeks - B		Integrated Lectures /Communication Skills / Personality Development / Value Based Education Class Tests / Seminars . Anatomy -1 st 5 th / Physiology -2 nd / Biochemistry-3 rd / DAOH - 4 th week.		
			DAOH (H) -- 1 st , 3 rd , 5 th weeks - B -- 2 nd , 4 th weeks - A				

* (T)– Theory | (P)– Practical | (D)– Dissection | (H)– Histology | (C)– Carving

MAHE INSTITUTE OF DENTAL SCIENCES

TIME - TABLE

II BDS

2018-19

	8:00 – 9:00 am	9:00 – 10:00 am	10.00- 10.15 am		10:45 am - 11.00 AM	11.00 – 11:45 am	11:45 – 12:30 am	12:30 pm - 1:15 pm	1:15 – 4:00 pm	
MON	Pre/Clin- Dent Material.Prosth – A			BREAK	Microbiology (T)	Pharmacology (T)	BREAK	Lab- Microbiology – B		
	Pre/Clin- Conservative – B							Lab- <u>Pharmacology</u> – A		
TUE	Pre/Clin- Dent Material.Prosth – B				Microbiology (T)	Pharmacology (T)		Lab- Microbiology – A		
	Pre/Clin- Conservative – A							Pre/Clin- Dent Material.Cons – B		
WED	Pre/Clin- Prosthodontics – A				Dent Materials - Prosthodontics (T)	Pharmacology (T)		Lab- <u>Pharmacology</u> – B		
	Pre/Clin- Conservative – B							Pre/Clin- Dent Material.Cons – A		
THU	Pharmac. (T) (8.00-9.00)	Conserv. (T) (9:00 – 10:00)	Oral path. (T) (10.00-10.45)		Prosthodontics (T)	Pathology (T)		Lab- Pathology – A		
	Pre/Clin- Prosthodontics – B							Pre/Clin- Prosthodontics – B		
FRI	Pre/Clin- Prosthodontics – B				Prosthodontics (T)	Pathology (T)		Lab- Pathology – B		
	Pre/Clin- Conservative – A							Pre/Clin- Prosthodontics – A		
SAT	Dent Mat- Conserv (T)	Microbiology (T)	BREAK		Pre/Clin- Dent Mat.Pro - A Oral Pathology pract - B			1 st , 3 rd - weeks	Pre/Clin- Dent Mat.Pro - A Pre/Clin- Dent Mat.Con- B	1 st – week
					Pre/Clin- Dent Mat.Pro - B Oral Pathology pract - A			2 nd , 4 th -- weeks	Pre/Clin- Dent Mat.Pro - B Pre/Clin- Dent Mat.Con- A	2 nd – week
				Common Seminar Hour		5 th -week	Lab- Microbiology / Pharmacology – A & B	3 rd , 4 th , 5 th - weeks		

MAHE INSTITUTE OF DENTAL SCIENCES

TIME - TABLE

III BDS

2018-19

	8:00 – 9:00 am	9:00 – 10:00 am	10:00am – 10.15am	10:15 – 11:00 am	11:00 – 12:00 pm	12:00 – 12:30 pm	12:30 – 1:15pm	1:15– 2.00 pm	2.00-3.00 pm	3.00-4.00 pm	
MON	General Medicine (IG) - ABCD				11:15	Clinics - ABCD <i>(Once reaches back from IndiraGandhi)</i>					
	FPD Practical Lab - EFGH			B R E A K	Clinics - EFGH			Clinics			
TUE	Prosthodontics (T)	Oral Medicine (T)	Clinics			B R E A K	General Surgery (IG) – ABCD				
			Clinics				Oral Pathology Lab – EFGH				
WED	General Surgery (T)	Oral Pathology (T)	Clinics				General Surgery (IG) – EFGH				
			Clinics				Oral Pathology Lab – ABCD				
THU	General Medicine (T)	Oral Pathology (T)	Clinics			Clinics					
FRI	General Surgery (T)	Oral Pathology (T)	Conservative Dentistry (T)		Pedodontics (T) - 1 st , 3 rd , 5 th	Oral Surgery (T) - 1 st , 3 rd , 5 th			Periodontics (T)	General Medicine (T)	
					Orthodontics (T) - 2 nd , 4 th weeks						P.H.D. (T) - 2 nd , 4 th weeks
SAT	FPD Practical Lab - ABCD			Clinics - ABCD			Clinics				
	General Medicine (IG) - EFGH				11:15	Clinics - EFGH <i>(Once reaches back from IndiraGandhi)</i>					

* (T) – Theory | (IG) – Indira Gandhi Hospital Posting | ABCD – Sub Batches: A,B,C,D | EFGH – Sub Batches: E,F,G,H

MAHE INSTITUTE OF DENTAL SCIENCES
TIME - TABLE
FINAL BDS

	8:00 – 9.00 AM	9.00-10.00 AM	10.00 – 10:45 AM	10.45 – 11.00am	11.00 – 1:00 PM	1:00 – 1:45 PM	1:45 – 4:00 PM
MON	OMFS (T)	OMR (T)	ORTHO (T)	BREAK	Clinics	BREAK	Clinics
TUE	ENDO (T)	PERIO (T)	PEDO (T)		Clinics		Clinics
WED	ORTHO (T)	ENDO (T)	P.H.D. (T)		Clinics		Clinics
THU	PERIO (T)	PEDO (T)	P.H.D. (T)		Clinics		Clinics – ABCD
FRI	OMR (T)	OMFS (T)	PROSTH (T)		Clinics		PreClinical FPD – EFGH
					Clinics		Clinics – EFGH
					Clinics		PreClinical FPD – ABCD
SAT	PROSTH (T)	PROSTH (T)	ENDO (T)			Clinics	

* (T) – Theory | ABCD – Sub Batches: A,B,C,D | EFGH – Sub Batches: E,F,G,H